




COMPLETE COLLECTION

Catalogue

2026 | Vol. 1

STORM SYSTEM® medium light fixtures




STORM MEDIUM SHORT 25



Project: Heatherhill Beach House | Architect: Norm Architects | Lighting design: Møller & Rothe | Photography: Jonas Bjerre-Poulsen



Project: ONE A Showroom | Lighting design: ONE A



Project: Heatherhill Beach House | Architect: Norm Architects | Lighting design: Møller & Rothe | Photography: Jonas Bjerre-Poulsen

Storm Medium Short 25 is carefully designed to flush the surface of any ceiling or wall, and appears with an absolute minimum of tolerance and visibility.

Storm Medium Short 25 is designed to rotate 360° and allows a 25° adjustment along the longitudinal axis.

Available in a variation of different finishes.



PRODUCT NO.	SUITABLE LIGHT ENGINE (sold separately)	SUITABLE DRIVER (sold separately)
CC – Constant Current		
• 1A01.0141.xx04	Single colour 1AL.30.27 – 5W 130mA 2700K 24° ➤ 1AL.30.30 – 5W 130mA 3000K 24° ➤ 1AL.34.27 – 11W 300mA 2700K 24° ➤ 1AL.34.30 – 11W 300mA 3000K 24° ➤ 1AL.38.30 – 15W 420mA 3000K 24° ➤ Dim to Warm 1AL.30.DW – 5W 270mA 3000-2000K 24° ➤ 1AL.34.DW – 11W 300mA 3000-2000K 24° ➤ Tunable White 1AL.33.TW – 9W 500mA 4000-1800K 24° ➤ 1AL.34.TW – 11W 300mA 6500-2700K 24° ➤	1AD.420PC20.DS phasecut ➤ 1AD.420DA20.DS dali ➤
CV – Constant Voltage		
• 1A01.0141.xx05	Single colour 1AL.50.27 – 7W 24VDC 2700K 24° ➤ 1AL.50.30 – 7W 24VDC 3000K 24° ➤	1AD.CV24PC24 phasecut ➤ 1AD.CV24DA24 dali ➤ 1AD.CV24DA120 dali ➤
MV – Main Voltage		
• 1A01.0141.xx15	Single colour 1AL.20.27 – 8W 200-240V 2700K 24° ➤ 1AL.20.30 – 8W 200-240V 3000K 24° ➤ Dim to Warm 1AL.20.DW – 8W 200-240V 3000-2000K 24° ➤	N/A
OPTIONAL ACCESORIES		
Black honeycomb Ø49 – 1AK.0080.02 Silver honeycomb Ø49 – 1AK.0080.98		

XX – FINISH CODES

1. Full colour (Alu)	2. Full colour (Alu)	3. Full colour (Brass)
01 – white	05 – amber	33 – nature*
02 – black pearl	06 – platinum	34 – antique*
08 – mouse grey	07 – carbon	35 – night*
09 – earth		

SUITABLE INSTALLATION RINGS (sold separately)

Plaster Board	Medium Plaster Ring – 1A01.0001.01 ➤
Acoustic Ceiling	Medium Acoustic Adaptor – 1A01.0090.00 ➤
Panel	Medium Trim Ring – 1A01.0003.xx ➤ Medium Back-Mounted Ring – 1A01.0048.xx ➤ Medium Back 007 Ring – 1A01.0047.04 ➤
Concrete	Medium Concrete Cabinet – 1A01.0085.xx ➤ Medium Concrete Cabinet Recess – 1A01.0095.xx ➤ Medium Concrete Halo-X BMR – 1A01.0055.xx ➤
Surface	Medium Extension S150 – 1A01.0017.xx ➤

GUIDES

- Installation ring integration overview | STORM SYSTEM® Integration Details ➤
- Storm Medium Short 25 | Datasheet ➤

(*) Brass is a natural product and colour will change over time



STORM MEDIUM LONG 25



Project: Private Residence | Architect: Beta Ø / Xabier Ortiga | Photography: David Zarzosa



Project: ONE A Showroom | Lighting Design: ONE A

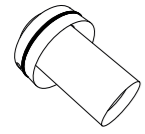


Project: Private Residence | Architect: Beta Ø / Xabier Ortiga | Photography: David Zarzosa

Storm Medium Long 25 is a semi recessed fixture. Designed to integrate seamlessly into any surface. The elongated tube enhances the fixtures visual presence while preserving a clean and discreet aesthetic.

Storm Medium Long 25 is designed to rotate 360° and allows a 25° adjustment along the longitudinal axis.

Available in a variation of different finishes.



STORM MEDIUM LONG 25

PRODUCT NO.

SUITABLE LIGHT ENGINE (sold separately)

SUITABLE DRIVER (sold separately)

CC – Constant Current

- 1A01.0142.xx04

Single colour

- 1AL.30.27 - 5W | 130mA | 2700K | 24° ➤
- 1AL.30.30 - 5W | 130mA | 3000K | 24° ➤
- 1AL.34.27 - 11W | 300mA | 2700K | 24° ➤
- 1AL.34.30 - 11W | 300mA | 3000K | 24° ➤

- 1AD.420PC20.DS | phasecut ➤
- 1AD.420DA20.DS | dali ➤

Dim to Warm

- 1AL.30.DW - 5W | 270mA | 3000-2000K | 24° ➤
- 1AL.34.DW - 11W | 300mA | 3000-2000K | 24° ➤

- 1AD.420PC20.DS | phasecut ➤
- 1AD.420DA20.DS | dali ➤

Tunable White

- 1AL.33.TW - 9W | 500mA | 4000-1800K | 24° ➤
- 1AL.34.TW - 11W | 300mA | 6500-2700K | 24° ➤

- 1AD.500DA20.DS ➤

CV – Constant Voltage

- 1A01.0142.xx05

Single colour

- 1AL.50.27 - 7W | 24VDC | 2700K | 24° ➤
- 1AL.50.30 - 7W | 24VDC | 3000K | 24° ➤

- 1AD.CV24PC24 | phasecut ➤
- 1AD.CV24DA24 | dali ➤
- 1AD.CV24DA120 | dali ➤

MV – Main Voltage

- 1A01.0142.xx15

Single colour

- 1AL.20.27 - 8W | 200-240V | 2700K | 24° ➤
- 1AL.20.30 - 8W | 200-240V | 3000K | 24° ➤

N/A

Dim to Warm

- 1AL.20.DW - 8W | 200-240V | 3000-2000K | 24° ➤

N/A

XX – FINISH CODES

1. Full colour (Alu)

- 01 - white**
- 02 - black pearl
- 08 - mouse grey
- 09 - earth

2. Full colour (Alu)

- 05 - amber
- 06 - platinum**
- 07 - carbon

3. Full colour (Brass)

- 33 - nature*
- 34 - antique*
- 35 - night*

SUITABLE INSTALLATION RINGS (sold separately)

Plaster Board Medium Plaster Ring - 1A01.0001.01 ➤

Acoustic Ceiling Medium Acoustic Adaptor - 1A01.0090.00 ➤

Panel Medium Trim Ring - 1A01.0003.xx ➤
 Medium Back-Mounted Ring - 1A01.0048.xx ➤
 Medium Back 007 Ring - 1A01.0047.04 ➤

Concrete Medium Concrete Cabinet - 1A01.0085.xx ➤
 Medium Concrete Cabinet Recess - 1A01.0095.xx ➤
 Medium Concrete Halo-X BMR - 1A01.0055.xx ➤

Surface Medium Extension S150 - 1A01.0017.xx ➤

GUIDES

Installation ring integration overview | STORM SYSTEM® Integration Details ➤
 Storm Medium Long 25 | Datasheet ➤

(*) Brass is a natural product and colour will change over time
 (**) Silver-coloured honeycomb for white and platinum finishes


STORM MEDIUM BASE 25



Project: Private Residence | Architect: Bob Manders Architecture | Lighting design: Lichtmeesters | Photo: Cefine



Project: ONE A Showroom | Lighting Design: ONE A




Storm Medium Base 25 is designed to accommodate any of the Storm Medium Base Tubes or Base Snoots, offering a flexible lighting solution with a customizable expression.

The appearance of the fixture can be easily transformed by simply changing the tube or snoot, allowing seamless adaptation to evolving interiors and design concepts.

The Medium Base 25, Tubes, and Snoots are available in a variety of finishes and materials, enabling cohesive and versatile design combinations.



PRODUCT NO.	SUITABLE LIGHT ENGINE <small>(sold separately)</small>	SUITABLE DRIVER <small>(sold separately)</small>	XX – FINISH CODES		
CC – Constant Current • 1A01.0173.xx04	Single colour 1AL.30.27 - 5W 130mA 2700K 24° ➤ 1AL.30.30 - 5W 130mA 3000K 24° ➤ 1AL.34.27 - 11W 300mA 2700K 24° ➤ 1AL.34.30 - 11W 300mA 3000K 24° ➤	1AD.420PC20.DS phasecut ➤ 1AD.420DA20.DS dali ➤	1. Full colour (Alu) 01 - white 92 - black pearl 08 - mouse grey 09 - earth 2. Full colour (Alu) 05 - amber 06 - platinum 07 - carbon 3. Full colour (Brass) 33 - nature* 34 - antique* 35 - night*		
	Dim to Warm 1AL.30.DW - 5W 270mA 3000-2000K 24° ➤ 1AL.34.DW - 11W 300mA 3000-2000K 24° ➤	1AD.420PC20.DS phasecut ➤ 1AD.420DA20.DS dali ➤			
	Tunable White 1AL.33.TW - 9W 500mA 4000-1800K 24° ➤ 1AL.34.TW - 11W 300mA 6500-2700K 24° ➤	1AD.500DA20.DS ➤			

	CV – Constant Voltage • 1A01.0173.xx05	Single colour 1AL.50.27 - 7W 24VDC 2700K 24° ➤ 1AL.50.30 - 7W 24VDC 3000K 24° ➤		1AD.CV24PC24 phasecut ➤ 1AD.CV24DA24 dali ➤ 1AD.CV24DA120 dali ➤	 Base Tube Glass 1AK.0006.63 63 - frosted grey glass Base Tube Wood 1AK.0007.xx 50 - oak nature 51 - oak dark Base Tube Metal 1AK.0019.3x 33 - nature* 34 - antique* 35 - night* Base Tube Concrete 1AK.0019.3x 55 - concrete**
		Single colour 1AL.20.27 - 8W 200-240V 2700K 24° ➤ 1AL.20.30 - 8W 200-240V 3000K 24° ➤		N/A	
		Dim to Warm 1AL.20.DW - 8W 200-240V 3000-2000K 24° ➤		N/A	

(*) Brass is a natural product and colour will change over time
 (**) Concrete tube is hand-made - colour and structure may vary





STORM MEDIUM BASE 25

OPTIONAL ACCEESORIES

Black honeycomb Ø49 - 1AK.0080.02

Silver honeycomb Ø49 - 1AK.0080.98

SUITABLE INSTALLATION RINGS (sold separately)

Plaster Board Medium Plaster Ring - 1A01.0001.01 >

Acoustic Ceilling Medium Acoustic Adaptor - 1A01.0090.00 >

Panel Medium Trim Ring - 1A01.0003.xx >
Medium Back-Mounted Ring - 1A01.0048.xx >
Medium Back 007 Ring - 1A01.0047.04 >

Concrete Medium Concrete Cabinet - 1A01.0085.xx >
Medium Concrete Cabinet Recess - 1A01.0095.xx >
Medium Concrete Halo-X BMR - 1A01.0055.xx >

Surface Medium Extension S150 - 1A01.0017.xx >

GUIDES

[Installation ring integration overview](#) | [STORM SYSTEM® Integration Details](#) >

[Storm Medium Base 25 | Datasheet](#) >

(*) Brass is a natural product and colour will change over time

STORM MEDIUM DIRECT



Project: Private Residence | Interior design: Holzrausch | Loose Furnishing Concept: Nora Witzigmann | Photography: Oliver Jaist



Project: Private Residence | Interior design: Holzrausch | Loose Furnishing Concept: Nora Witzigmann | Photography: Oliver Jaist



Storm Medium Direct is a recessed fixture designed to integrate seamlessly into any ceiling or wall surface, offering a clean architectural expression with minimal visible tolerance.

This non-adjustable spotlight delivers a precise, direct beam of light. An integrated honeycomb louvre reduces glare and enhances visual comfort.

Available in a variation of different finishes.



PRODUCT NO.

SUITABLE LIGHT ENGINE (sold separately)

SUITABLE DRIVER (sold separately)

CC – Constant Current

- 1A01.0114.xx04

Single colour

- 1AL.30.27 – 5W | 130mA | 2700K | 24° ➤
- 1AL.30.30 – 5W | 130mA | 3000K | 24° ➤
- 1AL.34.27 – 11W | 300mA | 2700K | 24° ➤
- 1AL.34.30 – 11W | 300mA | 3000K | 24° ➤
- 1AL.38.30 – 15W | 420mA | 3000K | 24° ➤

- 1AD.420PC20.DS | phasecut ➤
- 1AD.420DA20.DS | dali ➤

Dim to Warm

- 1AL.30.DW – 5W | 270mA | 3000-2000K | 24° ➤
- 1AL.34.DW – 11W | 300mA | 3000-2000K | 24° ➤

- 1AD.420PC20.DS | phasecut ➤
- 1AD.420DA20.DS | dali ➤

Tunable White

- 1AL.33.TW – 9W | 500mA | 4000-1800K | 24° ➤
- 1AL.34.TW – 11W | 300mA | 6500-2700K | 24° ➤

- 1AD.500DA20.DS ➤

CV – Constant Voltage

- 1A01.0114.xx05

Single colour

- 1AL.50.27 – 7W | 24VDC | 2700K | 24° ➤
- 1AL.50.30 – 7W | 24VDC | 3000K | 24° ➤

- 1AD.CV24PC24 | phasecut ➤
- 1AD.CV24DA24 | dali ➤
- 1AD.CV24DA120 | dali ➤

MV – Main Voltage

- 1A01.0114.xx15

Single colour

- 1AL.20.27 – 8W | 200-240V | 2700K | 24° ➤
- 1AL.20.30 – 8W | 200-240V | 3000K | 24° ➤

N/A

Dim to Warm

- 1AL.20.DW – 8W | 200-240V | 3000-2000K | 24° ➤

N/A

XX – FINISH CODES

1. Full colour (Alu)

- 01 – white**
- 92 – black pearl
- 08 – mouse grey
- 09 – earth

2. Full colour (Alu)

- 05 – amber
- 06 – platinum**
- 07 – carbon

3. Full colour (Brass)

- 33 – nature*
- 34 – antique*
- 35 – night*

SUITABLE INSTALLATION RINGS (sold separately)

Plaster Board Medium Plaster Ring – 1A01.0001.01 ➤

Acoustic Ceiling Medium Acoustic Adaptor – 1A01.0090.00 ➤

Panel Medium Trim Ring – 1A01.0003.xx ➤
 Medium Back-Mounted Ring – 1A01.0048.xx ➤
 Medium Back 007 Ring – 1A01.0047.04 ➤

Concrete Medium Concrete Cabinet – 1A01.0085.xx ➤
 Medium Concrete Cabinet Recess – 1A01.0095.xx ➤
 Medium Concrete Halo-X BMR – 1A01.0055.xx ➤

Surface Medium Extension S150 – 1A01.0017.xx ➤

GUIDES

Installation ring integration overview | STORM SYSTEM® Integration Details ➤
 Storm Medium Direct | Datasheet ➤

(*) Brass is a natural product and colour will change over time
 (**) Silver-coloured honeycomb for white and platinum finishes

STORM MEDIUM OVAL



Project: ONE A Showroom | Lighting Design: ONE A



Project: ONE A Showroom | Lighting Design: ONE A



The Storm Medium Oval is a fully recessed spotlight designed for interior applications, offering a minimalist, oval-shaped housing that sits flush with the ceiling or wall. Its discreet design ensures the spotlight blends seamlessly into any modern space, maintaining the clean aesthetic of high-end interiors.

Built for flexibility, the fixture allows for 360° rotation and 45° adjustment along the longitudinal axis, enabling precise and adaptable lighting setups for various architectural needs.

Ideal for art lighting, sloped ceilings, entrances, staircases, and hallways, the Storm Medium Oval brings focused light exactly where it's needed.

Crafted with durable materials and engineered for performance, the Storm Medium Oval embodies ONE A's commitment to innovative, high-quality design that integrates effortlessly into any environment.



PRODUCT NO.	SUITABLE LIGHT ENGINE <small>(sold separately)</small>	SUITABLE DRIVER <small>(sold separately)</small>
CC – Constant Current <ul style="list-style-type: none"> 1A01.0174.xx04 	Single colour 1AL.30.27 – 5W 130mA 2700K 24° ➤ 1AL.30.30 – 5W 130mA 3000K 24° ➤ Dim to Warm 1AL.30.DW – 5W 270mA 3000-2000K 24° ➤	1AD.420PC20.DS phasecut ➤ 1AD.420DA20.DS dali ➤ 1AD.420PC20.DS phasecut ➤ 1AD.420DA20.DS dali ➤
CV – Constant Voltage <ul style="list-style-type: none"> 1A01.0174.xx05 	Single colour 1AL.50.27 – 7W 24VDC 2700K 24° ➤ 1AL.50.30 – 7W 24VDC 3000K 24° ➤	1AD.CV24PC24 phasecut ➤ 1AD.CV24DA24 dali ➤ 1AD.CV24DA120 dali ➤
MV – Main Voltage <ul style="list-style-type: none"> 1A01.0174.xx15 	Single colour 1AL.19.27.15 – 6W 200-240V 2700K 15° ➤	N/A

NOTE

1AL.B20 – A 15° lens is recommended if 1AL.30.XX or 1AL.50.XX are chosen

XX – FINISH CODES

1. Full colour (Alu)

- 01 – white
- 92 – black pearl
- 08 – mouse grey
- 09 – earth

2. Full colour (Alu)

- 05 – amber
- 06 – platinum
- 07 – carbon

3. Full colour (Brass)

- 33 – nature*
- 34 – antique*
- 35 – night*

SUITABLE INSTALLATION RINGS (sold separately)

- Plaster Board** Medium Plaster Ring – 1A01.0001.01 ➤
- Acoustic Ceiling** Medium Acoustic Adaptor – 1A01.0090.00 ➤
- Panel** Medium Trim Ring – 1A01.0003.xx ➤
 Medium Back-Mounted Ring – 1A01.0048.xx ➤
 Medium Back 007 Ring – 1A01.0047.04 ➤
- Concrete** Medium Concrete Cabinet – 1A01.0085.xx ➤
 Medium Concrete Cabinet Recess – 1A01.0095.xx ➤
 Medium Concrete Halo-X BMR – 1A01.0055.xx ➤
- Surface** Medium Extension S150 – 1A01.0017.xx ➤

GUIDES

- Installation ring integration overview | STORM SYSTEM® Integration Details ➤
- Storm Medium Oval | Datasheet ➤


(*) Brass is a natural product and colour will change over time



STORM MEDIUM MOON



Project: Private Residence | Architect: Luc De Beir | Lighting design: Steve Goffaux | Photography: Pilsrhoots



Project: ONE A Showroom | Lighting Design: ONE A



Project: ONE A Showroom | Lighting Design: ONE A

The Storm Medium Moon is a recessed fixture designed to integrate seamlessly into any ceiling or wall surface, offering a clean architectural expression with minimal visible tolerance.

A soft, diffused light radiates through the alabaster stone, casting a warm and inviting glow creating a pleasant atmosphere. An ideal solution for use as a night light.

As a natural stone, the alabaster features a distinctive veining and subtle markings, ensuring that each Storm Medium Moon is truly unique.



STORM MEDIUM MOON



PRODUCT NO.

SUITABLE DRIVER (sold separately)

CC – Constant Current

- | | |
|---------------------------------------|-----------------------------|
| • 1A01.0108.3265 – 130mA 2500K | 1AD.420PC20.DS – phasecut > |
| • 1A01.0108.3266 – 130mA 2500-2000K | 1AD.420DA20.DS – dali > |

XX – FINISH CODES



32 – alabaster

Note:

Please note! Natural stone – variations will occur!

SUITABLE INSTALLATION RINGS (sold separately)

- | | |
|-------------------------|--|
| Plaster Board | Medium Plaster Ring – 1A01.0001.01 > |
| Acoustic Ceiling | Medium Acoustic Adaptor – 1A01.0090.00 > |
| Panel | Medium Trim Ring – 1A01.0003.xx >
Medium Back-Mounted Ring – 1A01.0048.xx >
Medium Back 007 Ring – 1A01.0047.04 > |
| Concrete | Medium Concrete Cabinet – 1A01.0085.xx >
Medium Concrete Cabinet Recess – 1A01.0095.xx >
Medium Concrete Halo-X BMR – 1A01.0055.xx > |
| Surface | Medium Extension S150 – 1A01.0017.xx > |

GUIDES

- Installation ring integration overview | STORM SYSTEM® Integration Details >
- Storm Medium Moon | Datasheet >

STORM MEDIUM SUN



Project: Mono | Interior Architect: Arck Studio | Photography: Kaato Peeters



Project: Mono | Interior Architect: Arck Studio | Photography: Kaato Peeters



Project: Private Residence | Architect: Luc De Beir | Lighting design: Steve Goffaux | Photography: Pilarshoots

The Storm Medium Sun is a semi-recessed fixture crafted from natural alabaster stone, designed to emit a soft, warm glow that enhances any interior space.

Ideal for ambient lighting, it casts a gentle, diffused light through the distinctive veining and markings of the alabaster, ensuring that each Storm Medium Sun is truly unique.

STORM MEDIUM HOOK



Project: ONE A Showroom | Lighting Design: ONE A

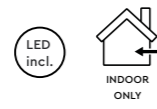



Project: Solebich Apartment | Interior: Solebich.de GmbH | Architect: Katharina Kassner | Photography: Benjamin Janzen

The Storm Medium Hook is a wall-integrated hook featuring a backlit alabaster stone.

A soft and warm glow emanates through the stone, showcasing the distinctive veining and markings.

Combining functionality with ambient lighting, the Storm Medium Hook is an ideal solution for bathrooms, kitchens, and entrances.



PRODUCT NO.


SUITABLE DRIVER (sold separately)

CC – Constant Current

- 1A01.0109.xx65 - 130mA | 2500K
- 1A01.0109.xx66 - 130mA | 2500-2000K

- 1AD.420PC20.DS - phasecut ➤
- 1AD.420DA20.DS - dali ➤

XX – FINISH CODES | the colour code only concerns the hook



Note:

Please note! Natural stone – variations will occur!

SUITABLE INSTALLATION RINGS (sold separately)

Plaster Board Medium Plaster Ring – 1A01.0001.01 ➤

Acoustic Ceiling Medium Acoustic Adaptor – 1A01.0090.00 ➤

Panel Medium Trim Ring – 1A01.0003.xx ➤
 Medium Back-Mounted Ring – 1A01.0048.xx ➤
 Medium Back 007 Ring – 1A01.0047.04 ➤

Concrete Medium Concrete Cabinet – 1A01.0085.xx ➤
 Medium Concrete Halo-X BMR – 1A01.0055.xx ➤

Surface Medium Extension S150 – 1A01.0017.xx ➤

GUIDES

- Installation ring integration overview | STORM SYSTEM® Integration Details ➤
- Storm Medium Hook | Datasheet ➤

(*) Brass is a natural product and colour will change over time


STORM MEDIUM PLUTO



Project: Bang & Olufsen concept store 'Flakhaven' | Lighting design: ONE A



Project: Private Residence | Interior design: Holzrausch | Loose Furnishing Concept: Nora Witzigmann | Photography: Oliver Jaist



Project: Bang & Olufsen concept store 'Flakhaven' | Lighting design: ONE A

The Storm Medium Pluto is designed to flush the surface of any ceiling or wall and appears with an absolute minimum of tolerance and visibility.

The opaque glass delivers a balanced and pleasant light throughout the room, while a matte finish on the glass top reduces glare and enhances visual comfort.



STORM MEDIUM PLUTO



PRODUCT NO.

SUITABLE DRIVER (sold separately)

CC – Constant Current

- 1A01.0130.6265 – 210mA | 2700K
- 1A01.0130.6266 – 210mA | 2800-2000K

1AD.210PC09 – phasecut >

1AD.420PC20.DS – phasecut >

1AD.420DA20.DS – dali >

XX – FINISH CODES



62 – glass

SUITABLE INSTALLATION RINGS (sold separately)

Plaster Board Medium Plaster Ring – 1A01.0001.01 >

Acoustic Ceiling Medium Acoustic Adaptor – 1A01.0090.00 >

Panel Medium Trim Ring – 1A01.0003.xx >
 Medium Back-Mounted Ring – 1A01.0048.xx >
 Medium Back 007 Ring – 1A01.0047.04 >

Concrete Medium Concrete Cabinet – 1A01.0085.xx >
 Medium Concrete Cabinet Recess – 1A01.0095.xx >
 Medium Concrete Halo-X BMR – 1A01.0055.xx >

Surface Medium Extension S150 – 1A01.0017.xx >

GUIDES

Installation ring integration overview | STORM SYSTEM® Integration Details >


Storm Medium Pluto | Datasheet >




STORM MEDIUM VENUS



Project: Strandgade | Architect: Studio David Thulstrup | Lighting design: ONE A



Project: ONE A Showroom | Lighting Design: ONE A



Project: Strandgade | Architect: Studio David Thulstrup | Lighting design: ONE A | Photo: Irina Boersma

The Storm Medium Venus features smooth, gently curved opaque glass designed to seamlessly integrate into any ceiling or wall surface.

The opaque glass delivers a balanced and pleasant light throughout the room, while a matte finish on the glass top reduces glare and enhances visual comfort.



STORM MEDIUM VENUS



PRODUCT NO.

SUITABLE DRIVER (sold separately)

CC – Constant Current


- 1A01.0131.6265 – 210mA | 2700K
- 1A01.0131.6266 – 210mA | 2800-2000K

1AD.210PC09 – phasecut ➤

1AD.420PC20.DS – phasecut ➤

1AD.420DA20.DS – dali ➤

XX – FINISH CODES



62 – glass

SUITABLE INSTALLATION RINGS (sold separately)

Plaster Board Medium Plaster Ring – 1A01.0001.01 ➤

Acoustic Ceiling Medium Acoustic Adaptor – 1A01.0090.00 ➤

Panel Medium Trim Ring – 1A01.0003.xx ➤

Medium Back-Mounted Ring – 1A01.0048.xx ➤

Medium Back 007 Ring – 1A01.0047.04 ➤

Concrete Medium Concrete Cabinet – 1A01.0085.xx ➤

Medium Concrete Halo-X BMR – 1A01.0055.xx ➤

Surface Medium Extension S150 – 1A01.0017.xx ➤

GUIDES

Installation ring integration overview | STORM SYSTEM® Integration Details ➤

Storm Medium Venus | Datasheet ➤



STORM MEDIUM OUT 200



Project: Barn T | Interior design: Anne-Catherine Ramboux | Photography: Cafeine



Project: Barn T | Interior design: Anne-Catherine Ramboux | Photography: Cafeine



Project: SCHO | Architect: CAS Architecten | Lighting Design: Helio Lights | Photography: Tim Van De Velde

The Storm Medium Out 200 is designed to rotate 350° and angle 90°.

The adjustable lamp head allows for great flexibility in light direction, making it well suited for accent lighting, whether highlighting artwork, architectural details or defining areas within a space. A honeycomb louvre minimizes glare while maintaining a focused, comfortable beam.



PRODUCT NO. SUITABLE LIGHT ENGINE (sold separately) SUITABLE DRIVER (sold separately)

CC – Constant Current

- 1A01.0161.xx04

Single colour

- 1AL.30.27 – 5W | 130mA | 2700K | 24° ➤
- 1AL.30.30 – 5W | 130mA | 3000K | 24° ➤
- 1AL.34.27 – 11W | 300mA | 2700K | 24° ➤
- 1AL.34.30 – 11W | 300mA | 3000K | 24° ➤

SUITABLE DRIVER (sold separately)

- 1AD.420PC20.DS | phasecut ➤
- 1AD.420DA20.DS | dali ➤

Dim to Warm

- 1AL.30.DW – 5W | 270mA | 3000-2000K | 24° ➤
- 1AL.34.DW – 11W | 300mA | 3000-2000K | 24° ➤

- 1AD.420PC20.DS | phasecut ➤
- 1AD.420DA20.DS | dali ➤

CV – Constant Voltage

- 1A01.0161.xx05

Single colour

- 1AL.50.27 – 7W | 24VDC | 2700K | 24° ➤
- 1AL.50.30 – 7W | 24VDC | 3000K | 24° ➤

- 1AD.CV24PC24 | phasecut ➤
- 1AD.CV24DA24 | dali ➤
- 1AD.CV24DA120 | dali ➤

MV – Main Voltage

- 1A01.0161.xx15

Single colour

- 1AL.20.27 – 8W | 200-240V | 2700K | 24° ➤
- 1AL.20.30 – 8W | 200-240V | 3000K | 24° ➤

N/A

Dim to Warm

- 1AL.20.DW – 8W | 200-240V | 3000-2000K | 24° ➤

N/A

GUIDES

Installation ring integration overview | STORM SYSTEM® Integration Details ➤

Storm Medium Out 200 | Datasheet ➤

XX – FINISH CODES

1. Full colour (Alu)

- 13 – white**
- 92 – black pearl
- 08 – mouse grey
- 09 – earth

2. Full colour (Alu)

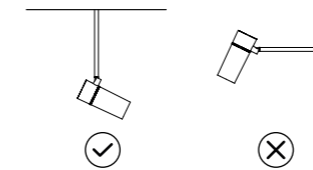
- 05 – amber
- 06 – platinum**
- 07 – carbon

3. Full colour (Brass)

- ! 33 – nature*
- ! 34 – antique*
- ! 35 – night*

Note:

! Finish 33 | 34 | 35 is not recommended for wall mount due to weight balance.



SUITABLE INSTALLATION RINGS (sold separately)

Plaster Board Medium Plaster Ring – 1A01.0001.01 ➤

Acoustic Ceiling Medium Acoustic Adaptor – 1A01.0090.00 ➤

Panel Medium Back-Mounted Ring – 1A01.0048.xx ➤
Medium Back 007 Ring – 1A01.0047.04 ➤

Concrete Medium Concrete Cabinet – 1A01.0085.xx ➤
Medium Concrete Cabinet Recess – 1A01.0095.xx ➤
Medium Concrete Halo-X BMR – 1A01.0055.xx ➤

Surface Medium Extension S150 – 1A01.0017.xx ➤

(*) Brass is a natural product and colour will change over time
(**) Silver-coloured honeycomb for white and platinum finishes

STORM MEDIUM OUT A45 200



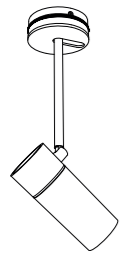
Project: ONE A Showroom | Lighting Design: ONE A



Project: ONE A Showroom | Lighting Design: ONE A

The Storm Medium Out A45 200 is an interior spotlight from ONE A, designed to deliver focused, elegant lighting for architectural spaces. With its clean design and high-end functionality, it's the ideal choice for modern residential or commercial interiors.

Storm Medium Out A45 200 is a ceiling- or wall-mounted fixture designed to rotate 350°, angle 90° and tilt 45°. A honeycomb louvre prevents glare. The Storm Medium Out A45 200 is part of a fixture family with the same lamp head but with different mounting solutions.



STORM MEDIUM OUT A45 200

PRODUCT NO.	SUITABLE LIGHT ENGINE <small>(sold separately)</small>	SUITABLE DRIVER <small>(sold separately)</small>	
CC – Constant Current • 1A01.0163.xx04	Single colour		
	1AL.30.27 – 5W 130mA 2700K 24° ➤	1AD.420PC20.DS phasecut ➤	
	1AL.30.30 – 5W 130mA 3000K 24° ➤	1AD.420DA20.DS dali ➤	
	1AL.34.27 – 11W 300mA 2700K 24° ➤		
	1AL.34.30 – 11W 300mA 3000K 24° ➤		
	Dim to Warm		
	1AL.30.DW – 5W 270mA 3000-2000K 24° ➤	1AD.420PC20.DS phasecut ➤	
	1AL.34.DW – 11W 300mA 3000-2000K 24° ➤	1AD.420DA20.DS dali ➤	
	CV – Constant Voltage • 1A01.0163.xx05	Single colour	
		1AL.50.27 – 7W 24VDC 2700K 24° ➤	1AD.CV24PC24 phasecut ➤
1AL.50.30 – 7W 24VDC 3000K 24° ➤		1AD.CV24DA24 dali ➤	
		1AD.CV24DA120 dali ➤	
MV – Main Voltage • 1A01.0163.xx15	Single colour		
	1AL.20.27 – 8W 200-240V 2700K 24° ➤	N/A	
	1AL.20.30 – 8W 200-240V 3000K 24° ➤		
	Dim to Warm		
1AL.20.DW – 8W 200-240V 3000-2000K 24° ➤	N/A		

GUIDES

- Installation ring integration overview | STORM SYSTEM® Integration Details ➤
- Storm Medium Out A45 200 | Datasheet ➤

XX – FINISH CODES

1. Full colour (Alu)

- 13 – white**
- 92 – black pearl
- 08 – mouse grey
- 09 – earth

2. Full colour (Alu)

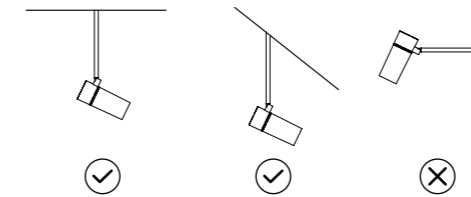
- 05 – amber
- 06 – platinum**
- 07 – carbon

3. Full colour (Brass)

- ! 33 – nature*
- ! 34 – antique*
- ! 35 – night*

Note:

! Finish 33 | 34 | 35 is not recommended for wall mount due to weight balance.



SUITABLE INSTALLATION RINGS (sold separately)

- Plaster Board** Medium Plaster Ring – 1A01.0001.01 ➤
- Acoustic Ceiling** Medium Acoustic Adaptor – 1A01.0090.00 ➤
- Panel** Medium Back-Mounted Ring – 1A01.0048.xx ➤
Medium Back 007 Ring – 1A01.0047.04 ➤
- Concrete** Medium Concrete Cabinet – 1A01.0085.xx ➤
Medium Concrete Cabinet Recess – 1A01.0095.xx ➤
Medium Concrete Halo-X BMR – 1A01.0055.xx ➤
- Surface** Medium Extension S150 – 1A01.0017.xx ➤

(*) Brass is a natural product and colour will change over time
(**) Silver-coloured honeycomb for white and platinum finishes

STORM SYSTEM® medium technical fixtures



medium output >



medium cover >



medium sound >



medium motion >



medium air in >



medium air out >



medium smoke relay >



medium security CAM >



medium security PIR >

STORM MEDIUM OUTPUT



Project: ONE A Showroom | Lighting Design: ONE A



Project: Private Residence | Lighting Design: ONE A

Storm Medium Output is designed to integrate seamlessly into the ceiling with minimal visible tolerance. It provides an elegant solution for installing and securing pendants, allowing the wire to disappear discreetly into the surface.





STORM MEDIUM OUTPUT

PRODUCT NO.

- 1A01.0500.xx

XX – FINISH CODES

-  01 – white
-  92 – black pearl

SUITABLE INSTALLATION RINGS (sold separately)

- Plaster Board** Medium Plaster Ring – 1A01.0001.01 >
- Acoustic Ceiling** Medium Acoustic Adaptor – 1A01.0090.00 >
- Panel** Medium Back-Mounted Ring – 1A01.0048.xx >
Medium Back 007 Ring – 1A01.0047.04 >
- Concrete** Medium Concrete Cabinet – 1A01.0085.xx >
Medium Concrete Cabinet Recess – 1A01.0095.xx >
Medium Concrete Halo-X BMR – 1A01.0055.xx >
- Surface** Medium Extension S150 – 1A01.0017.xx >

GUIDES

- Installation ring integration overview | STORM SYSTEM® Integration Details >
- Storm Medium Output | Datasheet >

STORM MEDIUM COVER



Project: ONE A Showroom | Lighting Design: ONE A



Project: Private Residence | Lighting Design: ONE A

Storm Medium Cover is designed to temporarily conceal unused installation points or to discreetly hide installed devices, such as Wi-Fi equipment. The cover ensures a clean, uniform appearance by blending seamlessly into the surrounding surface, maintaining the visual integrity of the space while allowing for easy access when needed.



STORM MEDIUM COVER

PRODUCT NO.

- 1A01.1000.00

FINISH CODES

-  00 – felt (included)

SUITABLE INSTALLATION RINGS (sold separately)

- Plaster Board** Medium Plaster Ring – 1A01.0001.01 >
- Acoustic Ceiling** Medium Acoustic Adaptor – 1A01.0090.00 >
- Panel** Medium Trim Ring – 1A01.0003.xx >
Medium Back-Mounted Ring – 1A01.0048.xx >
Medium Back 007 Ring – 1A01.0047.04 >
- Concrete** Medium Concrete Cabinet – 1A01.0085.xx >
Medium Concrete Cabinet Recess – 1A01.0095.xx >
Medium Concrete Halo-X BMR – 1A01.0055.xx >
- Surface** Medium Extension S150 – 1A01.0017.xx >

GUIDES

- Installation ring integration overview | STORM SYSTEM® Integration Details >
- Storm Medium Cover | Datasheet >

STORM MEDIUM SOUND



Project: Private Residence | Lighting design: ONE A



Project: Private Residence | Lighting design: ONE A

Storm Medium Sound is a fully integrated speaker, mounted flush in the ceiling. For optimal stereo performance, the speakers should always be installed in pairs. In larger rooms, the number of speaker pairs should be increased to maintain balanced sound distribution and preserve a consistent stereo experience throughout the space.



STORM MEDIUM SOUND

PRODUCT NO.

- 1A01.0300.00

FINISH - both fabrics included



black fabric



white fabric

SUITABLE INSTALLATION RINGS (sold separately)

Plaster Board Medium Plaster Ring - 1A01.0001.01 >

Acoustic Ceiling Medium Acoustic Adaptor - 1A01.0090.00 >

Panel Medium Trim Ring - 1A01.0003.xx >

Medium Back-Mounted Ring - 1A01.0048.xx >

Medium Back 007 Ring - 1A01.0047.04 >

Concrete Medium Concrete Cabinet - 1A01.0085.xx >

Medium Concrete Cabinet Recess - 1A01.0095.xx >

Medium Concrete Halo-X BMR - 1A01.0055.xx >

Surface Medium Extension S150 - 1A01.0017.xx >

GUIDES

Installation ring integration overview | STORM SYSTEM® Integration Details >

Storm Medium Sound | Datasheet >



STORM MEDIUM MOTION



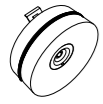
Project: ONE A Showroom | Lighting Design: ONE A



Project: ONE A Showroom | Lighting Design: ONE A

Storm Medium Motion is a STORM SYSTEM® fixture combined with a motion sensor, offering seamless integration into the ceiling or wall surface. For intelligent building automation, it is available in KNX, enabling smart control and efficient operation within connected systems.

Its discreet design ensures that functionality blends elegantly with the architectural environment.



STORM MEDIUM MOTION

PRODUCT NO.

KNX Multi Master Sensor


- 1A01.0201.xx20

KNX Slave CO2 + temperature

- 1A01.0201.xx22

- only functional in combination with
a KNX Master unit

XX – FINISH CODES

 01 – white

 92 – black pearl

SUITABLE INSTALLATION RINGS (sold separately)

Plaster Board Medium Plaster Ring – 1A01.0001.01 ➤

Acoustic Ceiling Medium Acoustic Adaptor – 1A01.0090.00 ➤

Panel Medium Trim Ring – 1A01.0003.xx ➤
Medium Back-Mounted Ring – 1A01.0048.xx ➤
Medium Back 007 Ring – 1A01.0047.04 ➤

Concrete Medium Concrete Cabinet – 1A01.0085.xx ➤
Medium Concrete Cabinet Recess – 1A01.0095.xx* ➤
Medium Concrete Halo-X BMR – 1A01.0055.xx ➤

Surface Medium Extension S150 – 1A01.0017.xx ➤

GUIDES

[Installation ring integration overview](#) | [STORM SYSTEM® Integration Details](#) ➤

[Storm Medium Motion](#) | [Datasheet](#) ➤

(*) Due to recessed position, detection area is reduce


STORM MEDIUM AIR IN



Project: Private Residence | Lighting design: ONE A



Project: Private Residence | Lighting design: ONE A



Project: Private Residence | Lighting design: ONE A

Storm Medium Air In is designed to provide a continuous and controlled supply of fresh air, ensuring optimal comfort in any space. The position of the front cover can be adjusted to regulate airflow, giving precise control over ventilation performance.

This ceiling-mounted solution integrates seamlessly into the architectural environment, blending effortlessly with the surface to eliminate visual clutter while maintaining functionality and aesthetic harmony.





STORM MEDIUM AIR IN

PRODUCT NO.

- 1A01.0620.xx

XX – FINISH CODES

-  01 – white
-  92 – black pearl

SUITABLE INSTALLATION RINGS (sold separately)

- Plaster Board** Medium Plaster Ring – 1A01.0001.01 >
- Acoustic Ceiling** Medium Acoustic Adaptor – 1A01.0090.00 >
- Panel** Medium Back-Mounted Ring – 1A01.0048.xx >
Medium Back 007 Ring – 1A01.0047.04 >
- Concrete** Medium Concrete AIR BMR – 1A01.0060.xx >

GUIDES

- Installation ring integration overview | STORM SYSTEM® Integration Details >
- Storm Medium Air In | Datasheet >

STORM MEDIUM AIR OUT



Project: Private Residence | Lighting design: ONE A



Project: Private Residence | Lighting design: ONE A

Storm Medium Air Out is engineered to efficiently extract stale air, helping to maintain an optimal indoor climate and ensure healthy, comfortable environments.

This ceiling-mounted ventilation solution integrates seamlessly into any space, blending effortlessly with the surface to eliminate visual clutter and maintain a clean, refined aesthetic.






STORM MEDIUM AIR OUT

PRODUCT NO.

- 1A01.0621.xx

XX – FINISH CODES

-  01HS – white | with silver honeycomb
-  01HB – white | with black honeycomb
-  92 – black pearl

SUITABLE INSTALLATION RINGS (sold separately)

- Plaster Board** Medium Plaster Ring – 1A01.0001.01 [➤](#)
- Acoustic Ceiling** Medium Acoustic Adaptor – 1A01.0090.00 [➤](#)
- Panel** Medium Back-Mounted Ring – 1A01.0048.xx [➤](#)
Medium Back 007 Ring – 1A01.0047.04 [➤](#)
- Concrete** Medium Concrete AIR BMR – 1A01.0060.xx [➤](#)

GUIDES

- [Installation ring integration overview](#) | [STORM SYSTEM® Integration Details](#) [➤](#)
- [Storm Medium Air Out](#) | [Datasheet](#) [➤](#)

STORM MEDIUM SMOKE RELAY



Project: ONE A Office | Lighting design: ONE A



Project: ONE A Showroom | Lighting design: ONE A

Storm Smoke Relay is a device that can detect smoke particles. In case of a fire or smoke emission the device will sound a loud audible alarm. Storm Smoke Relay is mains powered with a back-up replaceable battery.

In main powered condition the battery lifetime is minimum 10 years. Whereas the battery lifetime is maximum 10 year in battery powered conditions.

In addition Storm Smoke Relay has a build-in relay output which enables the device to connect to external alarm devices, such as an extra siren or via an interface it can activate features in a smart house system





STORM MEDIUM SMOKE RELAY

PRODUCT NO.

- 1A01.0476.xx

XX – FINISH CODES

1. Full colour (Alu)

-  01 – white
-  92 – black pearl

SUITABLE INSTALLATION RINGS (sold separately)

- Plaster Board** Medium Plaster Ring – 1A01.0001.01 [➤](#)
- Acoustic Ceiling** Medium Acoustic Adaptor – 1A01.0090.00 [➤](#)
- Panel** Medium Trim Ring – 1A01.0003.xx [➤](#)
Medium Back-Mounted Ring – 1A01.0048.xx [➤](#)
Medium Back 007 Ring – 1A01.0047.04 [➤](#)
- Concrete** Medium Concrete Cabinet – 1A01.0085.xx [➤](#)
Medium Concrete Halo-X BMR – 1A01.0055.xx [➤](#)
- Surface** Medium Extension S150 – 1A01.0017.xx [➤](#)

GUIDES

- [Installation ring integration overview | STORM SYSTEM® Integration Details](#) [➤](#)
- [Storm Medium Smoke Relay | Datasheet](#) [➤](#)

STORM MEDIUM SECURITY CAM



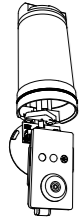
Project: ONE A Atelier | Lighting design: ONE A



Project: ONE A Showroom | Lighting design: ONE A

Storm Medium Security CAM is a motorized unit that elevates the integrated camera in and out of the ceiling, fully controlled by the main alarm system. An integrated motor allows the unit to automatically lower for surveillance when the alarm is activated and retract seamlessly back into the ceiling when deactivated. This ensures the camera remains invisible when not in use,

blending discreetly into the surroundings and safeguarding your home life with complete privacy. Compatible with various wired alarm systems, the Storm Medium Security CAM provides the benefits of a fully concealed, intelligent security solution that is only visible when actively engaged.



STORM MEDIUM SECURITY CAM



PRODUCT NO.

Axis CAM included

- 1A01.1252.xx

XX – FINISH CODES

1. Full colour (Alu)

-  01 – white
-  92 – black pearl

SUITABLE INSTALLATION RINGS (sold separately)

- Plaster Board** Medium Plaster Ring – 1A01.0001.01 ➤
- Acoustic Ceiling** Medium Acoustic Adaptor – 1A01.0090.00 ➤
- Panel** Medium Back-Mounted Ring – 1A01.0048.xx ➤
 Medium Back 007 Ring – 1A01.0047.04 ➤

GUIDES

- Installation ring integration overview | STORM SYSTEM® Integration Details ➤
- Storm Medium Security Cam | Datasheet ➤

STORM MEDIUM SECURITY PIR



Project: ONE A Office | Lighting design: ONE A



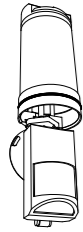
Project: ONE A Showroom | Lighting design: ONE A

With Storm Medium Security PIR and CAM, ONE A has become a pioneer in smart-home technology. These motorized units remain completely hidden within the ceiling when not in use, ensuring minimal visibility and preserving the clean architectural design of any space.

An integrated motor, synchronized with the main alarm system, allows the units to automatically lower themselves for surveillance when the alarm is activated. Once the system is deactivated, they

retract back into the ceiling, becoming invisible and unable to monitor the room, providing both security and privacy.

The Storm Medium Security PIR in particular elevates the included alarm PIR in and out of the ceiling and can be managed by a variety of wired alarm systems. This offers the benefit of a fully concealed alarm solution that only becomes visible when actively engaged, combining safety, discretion, and smart automation.



STORM MEDIUM SECURITY PIR

PRODUCT NO.

Medium Securty PIR TriTech



- 1A01.1251.xx
(Bosch PIR included)

Medium Securty PIR VDS

- 1A01.1254.xx
(German VDS certified PIR included)

XX – FINISH CODES

1. Full colour (Alu)

-  01 – white
-  92 – black pearl

SUITABLE INSTALLATION RINGS (sold separately)

Plaster Board Medium Plaster Ring – 1A01.0001.01 >

Acoustic Ceiling Medium Acoustic Adaptor – 1A01.0090.00 >

Panel Medium Back-Mounted Ring – 1A01.0048.xx >
Medium Back 007 Ring – 1A01.0047.04 >

GUIDES

[Installation ring integration overview](#) | [STORM SYSTEM® Integration Details](#) >

[Storm Medium Security PIR – TriTech](#) | [Datasheet](#) >

[Storm Medium Security PIR – VDS](#) | [Datasheet](#) >

STORM SYSTEM® medium installation rings



medium plaster ring >



medium acoustic adaptor >



medium back-mounted ring >



medium back 007 ring >




medium concrete halo-x BMR >



medium concrete air BMR >



medium concrete cabinet >



medium concrete cabinet recess >



medium trim ring >




medium extension S150 >



medium cabinet universal IP44 accessory >



medium plaster ring adaptor accessory >



STORM MEDIUM PLASTER RING



PLASTER BOARD

PRODUCT NO.

- 1A01.0001.01

FINISH CODE

- 01 - white

OPTIONAL ACCESSORIES (sold separately)

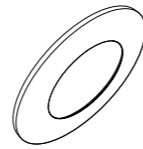
- Storm Medium Front Ring - 1A01.0018.xx
- Storm Medium Plaster Ring Adaptor - 1A01.0040.02
- Storm Medium Cabinet Universal IP44 - 1A01.0065.02 ➤

SUITABLE PRODUCTS (sold separately)

- | | |
|----------------------|-------------------------|
| Medium Short 25 ➤ | Medium Output ➤ |
| Medium Long 25 ➤ | Medium Cover ➤ |
| Medium Base 25 ➤ | Medium Sound ➤ |
| Medium Direct ➤ | Medium Motion ➤ |
| Medium Oval ➤ | Medium Air In ➤ |
| Medium Moon ➤ | Medium Air Out ➤ |
| Medium Sun ➤ | Medium Security Smoke ➤ |
| Medium Hook ➤ | Medium Security Cam ➤ |
| Medium Pluto ➤ | Medium Security Pir ➤ |
| Medium Venus ➤ | |
| Medium Out 200 ➤ | |
| Medium Out A45 200 ➤ | |

GUIDES

- Installation ring integration overview | STORM SYSTEM® Integration Details ➤
- Storm Medium Plaster Ring | Datasheet ➤



STORM MEDIUM FRONT RING

PRODUCT NO.

- 1A01.0018.xx

XX - FINISH CODES

1. Full colour (Alu)

- 01 - white ●
- 92 - black pearl ●

SUITABLE INSTALLATION RING (sold separately)

- Storm Medium Plaster Ring - 1A01.0001.01

GUIDES

- Installation ring integration overview | STORM SYSTEM® Integration Details ➤
- Storm Medium Front Ring | Datasheet ➤



STORM MEDIUM PLASTER RING ADAPTOR

PRODUCT NO.

- 1A01.0040.02

FINISH CODE

- 02 - black

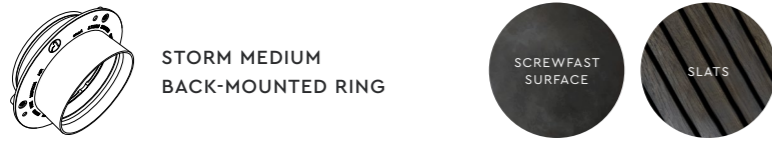
SUITABLE INSTALLATION RING (sold separately)

- Storm Medium Plaster Ring - 1A01.0001.01

GUIDES

- Installation ring integration overview | STORM SYSTEM® Integration Details ➤
- Storm Medium Plaster Ring Adaptor | Datasheet ➤

● Low Stock - contact ONE A for more information



STORM MEDIUM BACK-MOUNTED RING

PRODUCT NO.

- 1A01.0048.xx

XX - FINISH CODES

- 01 - white
- 02 - black
- 03 - grey

OPTIONAL ACCESSORIES (sold separately)

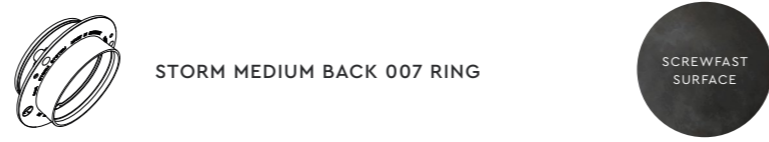
Storm Medium Cabinet Universal IP44 - 1A01.0065.02

SUITABLE PRODUCTS (sold separately)

- Medium Short 25 >
- Medium Long 25 >
- Medium Base 25 >
- Medium Direct >
- Medium Oval >
- Medium Moon >
- Medium Sun >
- Medium Hook >
- Medium Pluto >
- Medium Venus >
- Medium Out 200 >
- Medium Out A45 200 >
- Medium Output >
- Medium Cover >
- Medium Sound >
- Medium Motion >
- Medium Air In >
- Medium Air Out >
- Medium Security Smoke >
- Medium Security Cam >
- Medium Security Pir >

GUIDES

- Installation ring integration overview | STORM SYSTEM® Integration Details >
- Storm Medium Back-Mounted Ring | Datasheet >



STORM MEDIUM BACK 007 RING

PRODUCT NO.

- 1A01.0047.04

FINISH CODE

- 04 - dark grey

OPTIONAL ACCESSORIES (sold separately)

Storm Medium Cabinet Universal IP44 - 1A01.0065.02

SUITABLE PRODUCTS (sold separately)

- Medium Short 25 >
- Medium Long 25 >
- Medium Base 25 >
- Medium Direct >
- Medium Oval >
- Medium Moon >
- Medium Sun >
- Medium Hook >
- Medium Pluto >
- Medium Venus >
- Medium Out 200 >
- Medium Out A45 200 >
- Medium Output >
- Medium Cover >
- Medium Sound >
- Medium Motion >
- Medium Air In >
- Medium Air Out >
- Medium Security Smoke >
- Medium Security Cam >
- Medium Security Pir >

GUIDES

- Installation ring integration overview | STORM SYSTEM® Integration Details >
- Storm Medium Back 007 Ring | Datasheet >



STORM MEDIUM CABINET UNIVERSAL IP44

PRODUCT NO.

- 1A01.0065.02

FINISH CODE

- 02 - black

SUITABLE INSTALLATION RING (sold separately)

- Storm Medium Plaster Ring - 1A01.0001.01 >
- Storm Medium Back-Mounted Ring - 1A01.0048.xx
- Storm Medium Back 007 Ring - 1A01.0047.04
- Storm Medium Acoustic Adaptor - 1A01.0091.00 >

GUIDES

- Installation ring integration overview | STORM SYSTEM® Integration Details >
- Storm Medium Cabinet Universal IP44 | Datasheet >



STORM MEDIUM
ACOUSTIC ADAPTOR



ACOUSTIC
CEILING

PRODUCT NO.

- 1A01.0091.xx

If the ceiling is Rockfon® MONO®, this set must be purchased directly from the supplier of the ceiling

OPTIONAL ACCESSORIES (sold separately)

Storm Medium Cabinet Universal IP44 - 1A01.0065.02 >

SUITABLE PRODUCTS (sold separately)

- | | |
|----------------------|-------------------------|
| Medium Short 25 > | Medium Output > |
| Medium Long 25 > | Medium Cover > |
| Medium Base 25 > | Medium Sound > |
| Medium Direct > | Medium Motion > |
| Medium Oval > | Medium Air In > |
| Medium Moon > | Medium Air Out > |
| Medium Sun > | Medium Security Smoke > |
| Medium Hook > | Medium Security Cam > |
| Medium Pluto > | Medium Security Pir > |
| Medium Venus > | |
| Medium Out 200 > | |
| Medium Out A45 200 > | |

GUIDES

Installation ring integration overview | STORM SYSTEM® Integration Details >
Storm Medium Acoustic Adaptor | Datasheet >



STORM MEDIUM TRIM RING



PRODUCT NO.

- 1A01.0003.xx

XX - FINISH CODES

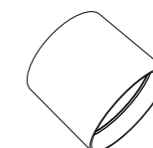
- 01 - white
- 92 - black pearl

SUITABLE PRODUCTS (sold separately)


- | | |
|-------------------|-------------------------|
| Medium Short 25 > | Medium Cover > |
| Medium Long 25 > | Medium Motion > |
| Medium Base 25 > | Medium Security Smoke > |
| Medium Direct > | Medium Security Cam > |
| Medium Oval > | Medium Security Pir > |
| Medium Moon > | |
| Medium Sun > | |
| Medium Hook > | |
| Medium Pluto > | |
| Medium Venus > | |

GUIDES

Installation ring integration overview | STORM SYSTEM® Integration Details >
Storm Medium Trim Ring | Datasheet >



STORM MEDIUM
EXTENSION S150



PRODUCT NO.

- 1A01.0017.xx

XX - FINISH CODES

- | 1. Full colour (Alu) | 2. Full colour (Alu) | 3. Full colour (Brass) |
|----------------------|----------------------|------------------------|
| 01 - white | 05 - amber | 33 - nature* |
| 92 - black pearl | 06 - platinum | 34 - antique* |
| 08 - mouse grey | 07 - carbon | 35 - night* |
| 09 - earth | | |

SUITABLE PRODUCTS (sold separately)

- | | |
|-------------------|-------------------------|
| Medium Short 25 > | Medium Venus > |
| Medium Long 25 > | Medium Out 200 > |
| Medium Base 25 > | Medium Out A45 200 > |
| Medium Direct > | Medium Output > |
| Medium Oval > | Medium Cover > |
| Medium Moon > | Medium Sound > |
| Medium Sun > | Medium Motion > |
| Medium Hook > | Medium Security Smoke > |
| Medium Pluto > | |

GUIDES

Installation ring integration overview | STORM SYSTEM® Integration Details >
Storm Medium Extension S150 | Datasheet >

(*) Brass is a natural product and colour will change over time



STORM MEDIUM
CONCRETE HALO-X BMR



CONCRETE
CEILING


PRODUCT NO.

- 1A01.0055.xx

ADDITIONAL REQUIREMENTS (sold separately)

HaloX® 100 box – Find your suitable HaloX® 100 box here [➤](#)
(not sold by ONE A – available in local stores)

XX – FINISH CODES



SUITABLE PRODUCTS (sold separately)


- Medium Short 25 [➤](#)
- Medium Long 25 [➤](#)
- Medium Base 25 [➤](#)
- Medium Direct [➤](#)
- Medium Oval [➤](#)
- Medium Moon [➤](#)
- Medium Sun [➤](#)
- Medium Hook [➤](#)
- Medium Pluto [➤](#)
- Medium Venus [➤](#)
- Medium Out 200 [➤](#)
- Medium Out A45 200 [➤](#)
- Medium Output [➤](#)
- Medium Cover [➤](#)
- Medium Sound [➤](#)
- Medium Motion [➤](#)
- Medium Security Smoke [➤](#)

GUIDES

- Installation ring integration overview | STORM SYSTEM® Integration Details [➤](#)
- Storm Medium Concrete Halo-X BMR | Datasheet [➤](#)



STORM MEDIUM
CONCRETE AIR BMR



CONCRETE
CEILING


PRODUCT NO.

- 1A01.0060.xx

ADDITIONAL REQUIREMENTS (sold separately)

Ventilation duct – Ø100 ventilaton duct pipe
(not sold by ONE A – available in local stores)

XX – FINISH CODES

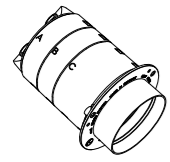


SUITABLE PRODUCTS (sold separately)

- Medium Air In [➤](#)
- Medium Air Out [➤](#)

GUIDES

- Installation ring integration overview | STORM SYSTEM® Integration Details [➤](#)
- Storm Medium Concrete AIR BMR | Datasheet [➤](#)



STORM MEDIUM
CONCRETE CABINET



CONCRETE
CEILING

PRODUCT NO.

- 1A01.0085.xx

XX – FINISH CODES

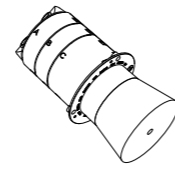
- 01 – white
- 02 – black
- 03 – grey

SUITABLE PRODUCTS (sold separately)

- Medium Short 25 >
- Medium Long 25 >
- Medium Base 25 >
- Medium Direct >
- Medium Oval >
- Medium Moon >
- Medium Sun >
- Medium Hook >
- Medium Pluto >
- Medium Venus >
- Medium Out 200 >
- Medium Out A45 200 >
- Medium Output >
- Medium Cover >
- Medium Sound >
- Medium Motion >
- Medium Security Smoke >

GUIDES

- Installation ring integration overview | STORM SYSTEM® Integration Details >
- Storm Medium Cabinet Concrete | Datasheet >



STORM MEDIUM
CONCRETE CABINET RECESS



CONCRETE
CEILING

PRODUCT NO.

- 1A01.0095.03

FINISH CODE

- 03 – grey

SUITABLE PRODUCTS (sold separately)

- Medium Short 25 >
- Medium Long 25 >
- Medium Base 25 >
- Medium Direct >
- Medium Oval >
- Medium Moon >
- Medium Sun >
- Medium Pluto >
- Medium Venus >
- Medium Out 200 >
- Medium Out A45 200 >
- Medium Output >
- Medium Cover >
- Medium Sound >
- Medium Motion >

GUIDES

- Installation ring integration overview | STORM SYSTEM® Integration Details >
- Storm Medium Cabinet Concrete Recess | Datasheet >


STORM SYSTEM® small light fixtures



small short >



small long >




small direct >



small moon >



small sun >



small baster >



small out 200 >



small bell A45 >




small out A45 >


STORM SMALL SHORT



Project: Face Au Bois | Architect: Kelly Boukobza | Lighting Design: Lune Eclairage | Photography: Yohann Fontaine



Project: ONE A Showroom | Lighting design: ONE A



Project: Private Residence | Architect: Bob Manders Architecture | Lighting design: Lichtmeesters | Photography: Cafeine

Storm Small Short is designed to sit flush with any surface while offering full rotational flexibility.

It allows a 360° rotation and an additional 23° adjustment along the longitudinal axis, providing precise directional control for highlighting specific areas, features, or objects with accuracy and elegance.



STORM SMALL SHORT

PRODUCT NO.

CC – Constant Current

- 1A00.0102.xx04

SUITABLE LIGHT ENGINE (sold separately)

Single colour

- 1AL.01.27 – 5W | 130mA | 2700K | 30° >
- 1AL.01.30 – 5W | 130mA | 3000K | 30° >

Dim to Warm

- 1AL.01.DW – 5W | 270mA | 3000-2000K | 24° >

SUITABLE DRIVER (sold separately)

- 1AD.420PC20.DS | phasecut >

- 1AD.420DA20.DS | dali >

- 1AD.420PC20.DS | phasecut >

- 1AD.420DA20.DS | dali >

SUITABLE INSTALLATION RINGS (sold separately)

- Plaster Board Small Plaster Ring – 1A00.0002.01 >

- Panel Small Back-Mounted Ring – 1A00.0049.xx >
- Small Back 007 Ring – 1A00.0047.04 >

- Surface Small Extension S120 – 1A00.0017.xx >
- Small Extension S300 – 1A00.0035.xx >

XX – FINISH CODES

1. Full colour (Alu)

- 01 – white
- 92 – black pearl
- 08 – mouse grey
- 09 – earth

2. Full colour (Alu)

- 05 – amber
- 06 – platinum
- 07 – carbon

3. Full colour (Brass)

- 33 – nature*
- 34 – antique*
- 35 – night*

OPTIONAL ACCESORIES

Black honeycomb Ø34 – 1AK.0081.02

Silver honeycomb Ø34 – 1AK.0081.98

GUIDES

Installation ring integration overview | STORM SYSTEM® Integration Details >


Storm Small Short | Datasheet >

(*) Brass is a natural product and colour will change over time

STORM SMALL LONG



Project: Strandgade | Architect: Studio David Thulstrup | Lighting design: ONE A | Photo: Irina Boersma



Project: Strandgade | Architect: Studio David Thulstrup | Lighting design: ONE A | Photo: Irina Boersma

Storm Small Long is a minimalistic light fixture designed to sit flush within any ceiling or surface, creating a clean and sleek appearance. Design for precise directional lighting, the fixture can rotate 360° and allows for a 23° adjustment along the longitudinal axis, providing versatile control to highlight specific areas, objects or architectural features. The honeycomb louvre minimizes glare while maintaining a focused beam.



PRODUCT NO.

CC – Constant Current

- 1A00.0103.xx04

SUITABLE LIGHT ENGINE (sold separately)

Single colour

- 1AL.01.27 – 5W | 130mA | 2700K | 30° ➤
- 1AL.01.30 – 5W | 130mA | 3000K | 30° ➤

Dim to Warm

- 1AL.01.DW – 5W | 270mA | 3000-2000K | 24° ➤

SUITABLE DRIVER (sold separately)

- 1AD.420PC20.DS | phasecut ➤
- 1AD.420DA20.DS | dali ➤

- 1AD.420PC20.DS | phasecut ➤
- 1AD.420DA20.DS | dali ➤

GUIDES

- Installation ring integration overview | STORM SYSTEM® Integration Details ➤
- Storm Small Long | Datasheet ➤

XX – FINISH CODES

1. Full colour (Alu)

- 01 – white**
- 92 – black pearl
- 08 – mouse grey
- 09 – earth

2. Full colour (Alu)

- 05 – amber
- 06 – platinum**
- 07 – carbon

3. Full colour (Brass)

- 33 – nature*
- 34 – antique*
- 35 – night*

SUITABLE INSTALLATION RINGS (sold separately)

- Plaster Board** Small Plaster Ring – 1A00.0002.01 ➤

- Panel** Small Back-Mounted Ring – 1A00.0049.xx ➤
- Small Back 007 Ring – 1A00.0047.04 ➤

- Surface** Small Extension S120 – 1A00.0017.xx ➤
- Small Extension S300 – 1A00.0035.xx ➤

(*) Brass is a natural product and colour will change over time
 (**) Silver-coloured honeycomb for white and platinum finishes


STORM SMALL DIRECT



Project: Face Au Bois | Architect: Kelly Boukobza | Lighting Design: Lune Eclairage | Photography: Yohann Fontaine



Project: Private Residence | Lighting Designer: ONE A



Project: Face Au Bois | Architect: Kelly Boukobza | Lighting Design: Lune Eclairage | Photography: Yohann Fontaine

Minimalist aesthetics, maximum impact. Storm Small Direct is more than just a downlight—it's a statement of refined design and precision lighting. Crafted for architects, lighting designers, and interior professionals, this fixture seamlessly blends into modern interiors, enhancing spaces with subtle yet powerful illumination. The Storm Small Direct is a non-adjustable spot. A honeycomb louvre is placed inside the spot to avoid glaring.



PRODUCT NO.

SUITABLE LIGHT ENGINE (sold separately)

SUITABLE DRIVER (sold separately)

CC – Constant Current

- 1A00.0104.xx04

Single colour

- 1AL.30.27 - 5W | 130mA | 2700K | 24° ➤
- 1AL.30.30 - 5W | 130mA | 3000K | 24° ➤
- 1AL.34.27 - 11W | 300mA | 2700K | 24° ➤
- 1AL.34.30 - 11W | 300mA | 3000K | 24° ➤
- 1AL.38.30 - 15W | 420mA | 3000K | 24° ➤

- 1AD.420PC20.DS | phasecut ➤
- 1AD.420DA20.DS | dali ➤

Dim to Warm

- 1AL.30.DW - 5W | 270mA | 3000-2000K | 24° ➤
- 1AL.34.DW - 11W | 300mA | 3000-2000K | 24° ➤

- 1AD.420PC20.DS | phasecut ➤
- 1AD.420DA20.DS | dali ➤

Tunable White

- 1AL.33.TW - 9W | 500mA | 4000-1800K | 24° ➤
- 1AL.34.TW - 11W | 300mA | 6500-2700K | 24° ➤

- 1AD.500DA20.DS ➤

CV – Constant Voltage

- 1A00.0104.xx05

Single colour

- 1AL.50.27 - 7W | 24VDC | 2700K | 24° ➤
- 1AL.50.30 - 7W | 24VDC | 3000K | 24° ➤

- 1AD.CV24PC24 | phasecut ➤
- 1AD.CV24DA24 | dali ➤
- 1AD.CV24DA120 | dali ➤

MV – Main Voltage

- 1A00.0104.xx15

Single colour

- 1AL.20.27 - 8W | 200-240V | 2700K | 24° ➤
- 1AL.20.30 - 8W | 200-240V | 3000K | 24° ➤

N/A

Dim to Warm

- 1AL.20.DW - 8W | 200-240V | 3000-2000K | 24° ➤

N/A

XX – FINISH CODES

1. Full colour (Alu)

- 01 - white**
- 92 - black pearl
- 08 - mouse grey
- 09 - earth

2. Full colour (Alu)

- 05 - amber
- 06 - platinum**
- 07 - carbon

3. Full colour (Brass)

- 33 - nature*
- 34 - antique*
- 35 - night*

SUITABLE INSTALLATION RINGS (sold separately)

- Plaster Board Small Plaster Ring - 1A00.0002.01 ➤

- Panel Small Back-Mounted Ring - 1A00.0049.xx ➤
- Small Back 007 Ring - 1A00.0047.04 ➤

- Surface Small Extension S120 - 1A00.0017.xx ➤
- Small Extension S300 - 1A00.0035.xx ➤

GUIDES

- Installation ring integration overview | STORM SYSTEM® Integration Details ➤
- Storm Small Direct | Datasheet ➤


(*) Brass is a natural product and colour will change over time
 (**) Silver-coloured honeycomb for white and platinum finishes

STORM SMALL MOON



ALEXANDER BRENNER
ARCHITECTS

Project: PR39 | Lighting design: Alexander Brenner Architects



Project: SOLEBICH | Architect: Katharina Kassner | Interior: SoLebish.de GmbH | Photography: Benjamin Janzen



Project: Private Residence | Lighting Design: Møller & Rothe

Storm Small Moon is designed to seamlessly integrate into the ceiling, wall or surface blending effortlessly with any interior. The natural alabaster stone emits a soft, warm glow that creates a soothing and inviting atmosphere, making it ideal for gentle ambient lighting. The soft, pleasant light is a perfect solution for a night light.



STORM SMALL MOON



PRODUCT NO.

SUITABLE DRIVER (sold separately)

CC – Constant Current

- 1A00.0108.3265 – 130mA | 2500K
- 1A00.0108.3266 – 130mA | 2500-2000K

- 1AD.420PC20.DS – phasecut ➤
- 1AD.420DA20.DS – dali ➤

XX – FINISH CODES



32 – alabaster

Note:

Please note! Natural stone – variations will occur!

SUITABLE INSTALLATION RINGS (sold separately)

Plaster Board Small Plaster Ring – 1A00.0002.01 ➤

Panel Small Back-Mounted Ring – 1A00.0049.xx ➤
Small Back 007 Ring – 1A00.0047.04 ➤

Surface Small Extension S120 – 1A00.0017.xx ➤
Small Extension S300 – 1A00.0035.xx ➤

GUIDES

Installation ring integration overview | STORM SYSTEM® Integration Details ➤
Storm Small Moon | Datasheet ➤


STORM SMALL SUN



Project: The Guesthouse | Architect: Willemsenu | Lighting design: Lichtmeesters | Photography: Stijn Poelstra



Project: Mono | Interior Architect: Arck Studio | Photography: Kaato Peeters



Project: ONE A Office | Lighting design: ONE A

Storm Small Sun is a semi-recessed fixture crafted from natural alabaster stone, designed to emit a soft, warm glow that enhances any interior space.

Ideal for ambient lighting, it casts a gentle, diffused light through the distinctive veining and markings of the alabaster, ensuring that each Storm Small Sun is truly unique.



PRODUCT NO.

SUITABLE DRIVER (sold separately)

CC – Constant Current

- 1A00.0113.3265 – 130mA | 2500K 1AD.420PC20.DS – phasecut ➤
- 1A00.0113.3266 – 130mA | 2500-2000K 1AD.420DA20.DS – dali ➤

XX – FINISH CODES



Note:
Please note! Natural stone – variations will occur!


SUITABLE INSTALLATION RINGS (sold separately)

- Plaster Board** Small Plaster Ring – 1A00.0002.01 ➤
- Panel** Small Back-Mounted Ring – 1A00.0049.xx ➤
 Small Back 007 Ring – 1A00.0047.04 ➤
- Surface** Small Extension S120 – 1A00.0017.xx ➤
 Small Extension S300 – 1A00.0035.xx ➤

GUIDES

- Installation ring integration overview | STORM SYSTEM® Integration Details ➤
- Storm Small Sun | Datasheet ➤


STORM SMALL BASTER



Project: Private Residence | Lighting design: PUNTOFILIPINO



Project: ONE A Showroom | Lighting design: ONE A



Project: Private Residence | Architect: OYO Architects | Lighting design: Helio Lights
Photography: Cafeine

By using the installation technology from STORM SYSTEM®, Baster integrates seamlessly into any ceiling, leaving no visible gaps or wiring, as everything is hidden in the ceiling.

The Baster lamp, made from alabaster stone, comes in four different lengths 50, 120, 210 and 300 mm. The lamp has been treated with a fine polish, creating a smooth and soft finish, ensuring that a soft, natural light is emitted through the stone.

The slender alabaster lamp integrates flush with the ceiling, leaving only the alabaster stone visible. Combining the different lengths and playing with the positioning allows you to create a unique installation with a distinctive light.

PRODUCT NO.

SUITABLE DRIVER (sold separately)



storm small baster – 50mm



CC – Constant Current

- 1A00.0115.3273 – 130mA | 2700K

1AD.420PC20.DS – phasecut >

1AD.420DA20.DS – dali >

CV – Constant Voltage

- 1A00.0115.3285 – 24Vdc | 2700K

1AD.CV24PC24 – Phasecut driver >

1AD.CV24DA24 – Dali driver >

MV – Mains Voltage

- 1A00.0115.3265 – AC200-240V | 2700K

N/A



storm small baster – 120mm



CC – Constant Current

- 1A00.0116.3273 – 130mA | 2700K

1AD.420PC20.DS – phasecut >

1AD.420DA20.DS – dali >

CV – Constant Voltage

- 1A00.0116.3285 – 24Vdc | 2700K

1AD.CV24PC24 – Phasecut driver >

1AD.CV24DA24 – Dali driver >

MV – Mains Voltage

- 1A00.0116.3265 – AC200-240V | 2700K

N/A

XX – FINISH CODES



32 – alabaster

Note:

Please note! Natural stone – variations will occur!

SUITABLE INSTALLATION RINGS (sold separately)

Plaster Board Small Plaster Ring – 1A00.0002.01 >

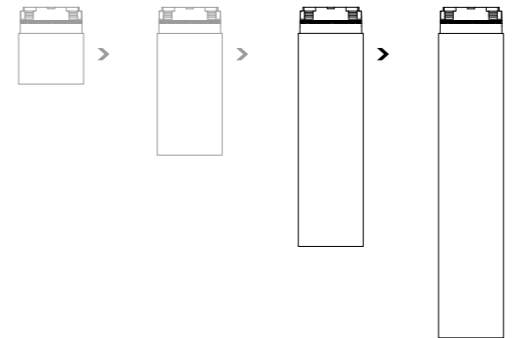
Panel Small Back-Mounted Ring – 1A00.0049.xx >

Small Back 007 Ring – 1A00.0047.04 >

Surface Small Extension S120 – 1A00.0017.xx >

Small Extension S300 – 1A00.0035.xx >

ALL BASTER VERSIONS




GUIDES

Installation ring integration overview | STORM SYSTEM® Integration Details >

Storm Small Baster | Datasheet >

PRODUCT NO.

SUITABLE DRIVER / CANOPY (sold separately)



storm small baster – 210mm



CC – Constant Current

- 1A00.0117.3273 – 130mA | 2700K

1AD.420PC20.DS – phasecut >

1AD.420DA20.DS – dali >

CV – Constant Voltage

- 1A00.0117.3285 – 24Vdc | 2700K

1AD.CV24PC24 – Phasecut driver >

1AD.CV24DA24 – Dali driver >

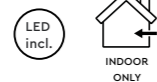
MV – Mains Voltage

- 1A00.0117.3265 – AC200-240V | 2700K

N/A



storm small baster – 300mm



CC – Constant Current

- 1A00.0118.3273 – 130mA | 2700K

1AD.420PC20.DS – phasecut >

1AD.420DA20.DS – dali >

CV – Constant Voltage

- 1A00.0118.3285 – 24Vdc | 2700K

1AD.CV24PC24 – Phasecut driver >

1AD.CV24DA24 – Dali driver >

MV – Mains Voltage

- 1A00.0118.3265 – AC200-240V | 2700K

N/A

XX – FINISH CODES



32 – alabaster

Note:

Please note! Natural stone – variations will occur!

SUITABLE INSTALLATION RINGS (sold separately)

Plaster Board Small Plaster Ring – 1A00.0002.01 >

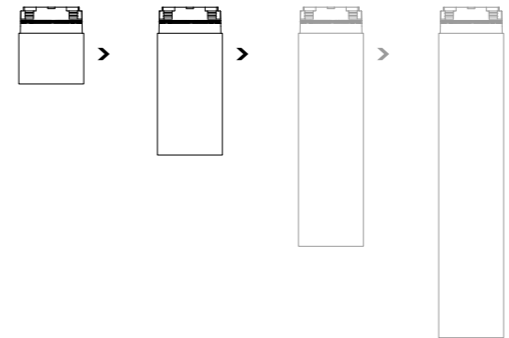
Panel Small Back-Mounted Ring – 1A00.0049.xx >

Small Back 007 Ring – 1A00.0047.04 >

Surface Small Extension S120 – 1A00.0017.xx >

Small Extension S300 – 1A00.0035.xx >

ALL BASTER VERSIONS



GUIDES

Installation ring integration overview | STORM SYSTEM® Integration Details >

Storm Small Baster | Datasheet >

STORM SMALL OUT 200



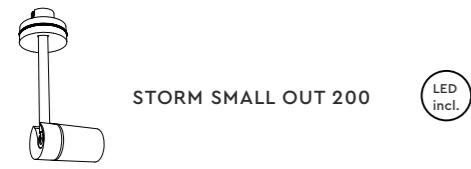
Project: Solebich Apartment | Interior: Solebich.de GmbH | Architect: Katharina Kassner | Photography: Benjamin Janzen



Project: Solebich Apartment | Interior: Solebich.de GmbH | Architect: Katharina Kassner | Photography: Benjamin Janzen

The Storm Small Out 200 is designed to rotate 350° and features an adjustable lamp head that tilts 90°, allowing for precise lighting. This makes it ideal for accent lighting, whether highlighting artwork, architectural details, or defining areas within a space.

A honeycomb louvre inside the fixture minimizes glare while maintaining a focused, comfortable beam.



STORM SMALL OUT 200

PRODUCT NO.

SUITABLE DRIVER (sold separately)

CC – Constant Current

- 1A00.0161.xx65 – 130mA | 2700K | 30°
- 1A00.0161.xx67 – 130mA | 3000K | 30°

1AD.420PC20.DS – phasecut ➤

1AD.420DA20.DS – dali ➤

- 1A00.0161.xx66 – 270mA | 3000-1800K | 24°

1AD.420PC20.DS – phasecut ➤

1AD.420DA20.DS – dali ➤

OPTIONAL LENSES (N/A 1A00.0161.xx66)

18° lens – 1AL.B01

50° lens – 1AL.B03

XX – FINISH CODES

1. Full colour (Alu)

- 01 – white**
- 92 – black pearl
- 08 – mouse grey
- 09 – earth

2. Full colour (Alu)

- 05 – amber
- 06 – platinum**
- 07 – carbon

3. Full colour (Brass)

- 33 – nature*
- 34 – antique*
- 35 – night*

SUITABLE INSTALLATION RINGS (sold separately)

Plaster Board Small Plaster Ring – 1A00.0002.01 ➤

Panel Small Back-Mounted Ring – 1A00.0049.xx ➤
 Small Back 007 Ring – 1A00.0047.04 ➤

Surface Small Extension S120 – 1A00.0017.xx ➤
 Small Extension S300 – 1A00.0035.xx ➤

GUIDES

Installation ring integration overview | STORM SYSTEM® Integration Details ➤

Storm Small Out 200 | Datasheet ➤

(*) Brass is a natural product and colour will change over time
 (**) Silver-coloured honeycomb for white and platinum finishes

STORM SMALL BELL A45



Project: ONE A Showroom | Lighting design: ONE A



Project: Private Residence | Lighting design: ONE A



The Storm Small Bell A45 combines sleek design with precise functionality, making it the perfect choice for architectural spaces. Its slender stem and elegant lamp head is designed to deliver focused, elegant lighting within any architectural space. The fixture rotates 350° and tilts up to 45°, making it ideal for sloped ceilings. A honeycomb louvre inside the fixture minimizes glare while maintaining a focused, comfortable beam.



STORM SMALL BELL A45



PRODUCT NO.

SUITABLE DRIVER (sold separately)

CC – Constant Current

- 1A00.0120.xx65 – 130mA | 2700K | 30°
- 1A00.0120.xx67 – 130mA | 3000K | 30°

1AD.420PC20.DS – phasecut ➤

1AD.420DA20.DS – dali ➤

- 1A00.0120.xx66 – 270mA | 3000-1800K | 24°

1AD.420PC20.DS – phasecut ➤

1AD.420DA20.DS – dali ➤

OPTIONAL LENSES (N/A 1A00.0120.xx66)

18° lens – 1AL.B01

50° lens – 1AL.B03

XX – FINISH CODES

1. Full colour (Alu)

01 – white**

92 – black pearl

08 – mouse grey

09 – earth

2. Full colour (Alu)

05 – amber

06 – platinum**

07 – carbon

3. Full colour (Brass)

33 – nature*

34 – antique*

35 – night*

SUITABLE INSTALLATION RINGS (sold separately)

Plaster Board Small Plaster Ring – 1A00.0002.01 ➤

Panel Small Back-Mounted Ring – 1A00.0049.xx ➤

Small Back 007 Ring – 1A00.0047.04 ➤

Surface Small Extension S120 – 1A00.0017.xx ➤

Small Extension S300 – 1A00.0035.xx ➤

GUIDES

Installation ring integration overview | STORM SYSTEM® Integration Details ➤

Storm Small Bell A45 | Datasheet ➤

(*) Brass is a natural product and colour will change over time
 (**) Silver-coloured honeycomb for white and platinum finishes



STORM SMALL OUT A45



Project: Private Residence | Lighting design: ONE A



Project: ONE A Showroom | Lighting design: ONE A

The Storm Small Bell A45 combines sleek design with ultimate versatility. Rotating 350°, with a stem that angles 45° and a lamp head that tilts 90°, making it highly adaptable and ideal for sloped ceilings and precision accent lighting.

A honeycomb louvre inside the fixture minimizes glare while maintaining a focused, comfortable beam.



STORM SMALL OUT A45



PRODUCT NO.

SUITABLE DRIVER (sold separately)

CC – Constant Current

- 1A00.0163.xx65 – 130mA | 2700K | 30°
- 1A00.0163.xx67 – 130mA | 3000K | 30°

1AD.420PC20.DS – phasecut ➤

1AD.420DA20.DS – dali ➤

- 1A00.0163.xx66 – 270mA | 3000-1800K | 24°

1AD.420PC20.DS – phasecut ➤

1AD.420DA20.DS – dali ➤

OPTIONAL LENSES (N/A 1A00.0163.xx66)

18° lens – 1AL.B01

50° lens – 1AL.B03

XX – FINISH CODES

1. Full colour (Alu)

01 – white**

92 – black pearl

08 – mouse grey

09 – earth

2. Full colour (Alu)

05 – amber

06 – platinum**

07 – carbon

3. Full colour (Brass)

33 – nature*

34 – antique*

35 – night*

SUITABLE INSTALLATION RINGS (sold separately)

Plaster Board Small Plaster Ring – 1A00.0002.01 ➤

Panel Small Back-Mounted Ring – 1A00.0049.xx ➤

Small Back 007 Ring – 1A00.0047.04 ➤

Surface Small Extension S120 – 1A00.0017.xx ➤

Small Extension S300 – 1A00.0035.xx ➤

GUIDES


Installation ring integration overview | STORM SYSTEM® Integration Details ➤

Storm Small Out A45 | Datasheet ➤

(*) Brass is a natural product and colour will change over time
 (**) Silver-coloured honeycomb for white and platinum finishes



STORM SYSTEM® small technical fixtures




small output >



small motion >

STORM SMALL OUTPUT



Project: ONE A Office | Lighting design: ONE A



Project: ONE A Office | Lighting design: ONE A

Storm Small Output is designed to integrate seamlessly into the ceiling with minimal visible tolerance. It provides an elegant solution for installing and securing pendants, allowing the wire to disappear discreetly into the surface.







STORM SMALL OUTPUT

PRODUCT NO.




- 1A00.0500.xx

XX – FINISH CODES

1. Full colour (Alu)

-  01 – white
-  92 – black pearl
-  08 – mouse grey
-  09 – earth

2. Full colour (Alu)

-  05 – amber
-  06 – platinum
-  07 – carbon

3. Full colour (Brass)

-  33 – nature*
-  34 – antique*
-  35 – night*

SUITABLE INSTALLATION RINGS (sold separately)

Plaster Board Small Plaster Ring – 1A00.0002.01 >

Panel Small Back-Mounted Ring – 1A00.0049.xx >
 Small Back 007 Ring – 1A00.0047.04 >

Surface Small Extension S120 – 1A00.0017.xx >
 Small Extension S300 – 1A00.0035.xx >

GUIDES

Installation ring integration overview | STORM SYSTEM® Integration Details >
 Storm Small Output | Datasheet >

(*) Brass is a natural product and colour will change over time

STORM SMALL MOTION



Project: ONE A Office | Lighting design: ONE A



Project: ONE A Showroom | Lighting design: ONE A

Storm Small Motion is a STORM SYSTEM® fixture combined with a motion sensor, offering seamless integration into the ceiling or wall surface. For intelligent building automation, it is available in 230V Master, 230V Slate and KNX, enabling smart control and efficient operation within connected systems.

Its discreet design ensures that functionality blends elegantly with the architectural environment.



STORM SMALL MOTION

PRODUCT NO.

ACCESSORIES (optional / sold separately)

230V Master

- 1A00.0200.xx.2583

Remote control master

- 1AK.0200.92159

Remote control

- 1AK.0200.92520

BLE-IR adaptor smartphones

- 1AK.0200.93067

230V Slave

- 1A00.0200.xx.2593

Remote control master

- 1AK.0200.92159

Remote control

- 1AK.0200.92520

BLE-IR adaptor smartphones

- 1AK.0200.93067

KNX Flat ST

- 1A00.0200.xx.3522

Remote for KNX

- 1AK.0200.92123

IR-PD-KNX-MINI

- 1AK.0200.93398

BLE-IR adaptor smartphones

- 1AK.0200.93067

KNX Flat DX

- 1A00.0200.xx.3523

Remote for KNX

- 1AK.0200.92123


IR-PD-KNX-MINI

- 1AK.0200.93398

BLE-IR adaptor smartphones

- 1AK.0200.93067

XX – FINISH CODES



01 – white



92 – black pearl

SUITABLE INSTALLATION RINGS (sold separately)

Plaster Board Small Plaster Ring – 1A00.0002.01 ➤

Panel Small Back-Mounted Ring – 1A00.0049.xx ➤

Small Back 007 Ring – 1A00.0047.04 ➤

Surface Small Extension S120 – 1A00.0017.xx ➤

Small Extension S300 – 1A00.0035.xx ➤

GUIDES

Installation ring integration overview | STORM SYSTEM® Integration Details ➤

Storm Small Motion | Datasheet ➤


STORM SYSTEM® small installation rings



small plaster ring >



small back-mounted ring >



small back 007 ring >



small extension S120 >



small extension S300 >



small plaster ring adaptor >
accessory



STORM SMALL PLASTER RING




PLASTER BOARD

PRODUCT NO.

- 1A00.0002.01

FINISH CODE



OPTIONAL ACCESSORIES (sold separately)

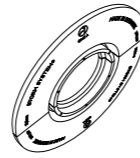
Storm Small Plaster Ring Adaptor - 1A00.0040.02

SUITABLE PRODUCTS (sold separately)

- Small Short >
- Small Long >
- Small Direct >
- Small Moon >
- Small Sun >
- Small Baster >
- Small Out 200 >
- Small Bell A45 >
- Small Out A45 >
- Small Output >
- Small Motion >

GUIDES

- Installation ring integration overview | STORM SYSTEM® Integration Details >
- Storm Small Plaster Ring | Datasheet >




STORM SMALL PLASTER RING ADAPTOR

PRODUCT NO.

- 1A00.0040.02

FINISH CODE



SUITABLE INSTALLATION RING (sold separately)

Storm Small Plaster Ring - 1A00.0002.01

GUIDES

- Installation ring integration overview | STORM SYSTEM® Integration Details >
- Storm Small Plaster Ring Adaptor | Datasheet >



STORM SMALL BACK-MOUNTED RING



SCREWFAST SURFACE





SLATS

PRODUCT NO.

- 1A00.0049.xx

XX - FINISH CODES



SUITABLE PRODUCTS (sold separately)

- Small Short >
- Small Long >
- Small Direct >
- Small Moon >
- Small Sun >
- Small Baster >
- Small Out 200 >
- Small Bell A45 >
- Small Out A45 >
- Small Output >
- Small Motion >

GUIDES

- Installation ring integration overview | STORM SYSTEM® Integration Details >
- Storm Small Back-Mounted Ring | Datasheet >



STORM SMALL
BACK 007 RING



SCREWFAST
SURFACE

PRODUCT NO.

- 1A00.0047.04

XX - FINISH CODES



04 - dark grey

SUITABLE PRODUCTS (sold separately)

- Small Short >
- Small Long >
- Small Direct >
- Small Moon >
- Small Sun >
- Small Baster >
- Small Out 200 >
- Small Bell A45 >
- Small Out A45 >
- Small Output >
- Small Motion >

GUIDES

- Installation ring integration overview | STORM SYSTEM® Integration Details >
- Storm Small Back 007 Ring | Datasheet >



STORM SMALL
EXTENSION S120



PRODUCT NO.

- 1A00.0017.xx

XX - FINISH CODES

- | | | |
|-----------------------------|-----------------------------|-------------------------------|
| 1. Full colour (Alu) | 2. Full colour (Alu) | 3. Full colour (Brass) |
| 01 - white | 05 - amber | 33 - nature* |
| 92 - black pearl | 06 - platinum | 34 - antique* |
| 08 - mouse grey | 07 - carbon | 35 - night* |
| 09 - earth | | |

SUITABLE PRODUCTS (sold separately)


- Small Short >
- Small Long >
- Small Direct >
- Small Moon >
- Small Sun >
- Small Baster >
- Small Out 200 >
- Small Bell A45 >
- Small Out A45 >
- Small Output >
- Small Motion >

GUIDES

- Installation ring integration overview | STORM SYSTEM® Integration Details >
- Storm Small Extension S120/S300 | Datasheet >



STORM SMALL
EXTENSION S300



PRODUCT NO.

- 1A00.0035.xx

XX - FINISH CODES

- | | | |
|-----------------------------|-----------------------------|-------------------------------|
| 1. Full colour (Alu) | 2. Full colour (Alu) | 3. Full colour (Brass) |
| 01 - white | 05 - amber | 33 - nature* |
| 92 - black pearl | 06 - platinum | 34 - antique* |
| 08 - mouse grey | 07 - carbon | 35 - night* |
| 09 - earth | | |

SUITABLE PRODUCTS (sold separately)

- Small Short >
- Small Long >
- Small Direct >
- Small Moon >
- Small Sun >
- Small Baster >
- Small Out 200 >
- Small Bell A45 >
- Small Out A45 >
- Small Output >
- Small Motion >

GUIDES

- Installation ring integration overview | STORM SYSTEM® Integration Details >
- Storm Small Extension S120/300 | Datasheet >

(*) Brass is a natural product and colour will change over time


CEILING




STORM MEDIUM >
light



STORM MEDIUM >
technical



STORM SMALL >
light



STORM SMALL >
technical



ART S200 >



ART M200 >



TRACK M200 >




TRACK S200D >



TRACK M200D >



ALUBASTER >
surface



ALUBASTER DIRECT >
surface



CANOPY >

ART S200



Project: Private Residence | Lighting design: ONE A

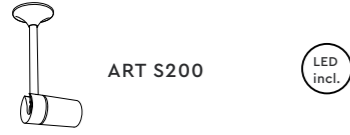


Project: ONE A Showroom | Lighting design: ONE A

ART S200 is designed to be installed on walls or ceilings with minimum build-in depth. The fixture is mounted directly on the surface.

ART S200 is designed to rotate 350° and angles 90°. A honeycomb louvre is placed inside the spot to avoid glaring.

The adjustable head allows controlled directional lighting, making it ideal for accent illumination, focused highlighting, or creating depth within a space - all while maintaining a calm, minimalist expression.



PRODUCT NO.

SUITABLE DRIVER (sold separately)

CC – Constant Current

- 1A00.0156.xx65 - 130mA | 2700K | 30°
- 1A00.0156.xx67 - 130mA | 3000K | 30°

1AD.420PC20.DS - phasecut ➤

1AD.420DA20.DS - dali ➤

- 1A00.0156.xx66 - 270mA | 3000-1800K | 24°

1AD.420PC20.DS - phasecut ➤

1AD.420DA20.DS - dali ➤

OPTIONAL LENSES (N/A 1A00.0156.xx66)

18° lens - 1AL.B01

50° lens - 1AL.B03

XX – FINISH CODES

1. Full colour (Alu)

- 01 - white**
- 92 - black pearl
- 08 - mouse grey
- 09 - earth

2. Full colour (Alu)

- 05 - amber
- 06 - platinum**
- 07 - carbon

3. Full colour (Brass)

- 33 - nature*
- 34 - antique*
- 35 - night*

GUIDES


ART S200 | Datasheet ➤

(*) Brass is a natural product and colour will change over time
 (**) silver-coloured honeycomb for white & platinum finish

ART M200



Project: Mountain House | Lighting design: LEGIO



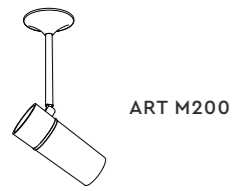
Project: Apartment K | Lighting design: Bjarnhoff



ART M200 is designed to be installed on walls or ceilings with minimum build-in depth. The fixture is mounted directly on the surface.

ART M200 is designed to rotate 350° and angles 180°. A honeycomb louvre is placed inside the spot to avoid glaring.

The adjustable head allows controlled directional lighting, making it ideal for accent illumination, focused highlighting, or creating depth within a space – all while maintaining a calm, minimalist expression.



PRODUCT NO.	SUITABLE LIGHT ENGINE (sold separately)	SUITABLE DRIVER (sold separately)
CC – Constant Current • 1A01.0156.xx04	Single colour 1AL.30.27 – 5W 130mA 2700K 24° ➤ 1AL.30.30 – 5W 130mA 3000K 24° ➤ 1AL.34.27 – 11W 300mA 2700K 24° ➤ 1AL.34.30 – 11W 300mA 3000K 24° ➤ Dim to Warm 1AL.30.DW – 5W 270mA 3000-2000K 24° ➤ 1AL.34.DW – 11W 300mA 3000-2000K 24° ➤	1AD.420PC20.DS phasecut ➤ 1AD.420DA20.DS dali ➤ 1AD.420PC20.DS phasecut ➤ 1AD.420DA20.DS dali ➤
CV – Constant Voltage • 1A01.0156.xx05	Single colour 1AL.50.27 – 7W 24VDC 2700K 24° ➤ 1AL.50.30 – 7W 24VDC 3000K 24° ➤	1AD.CV24PC24 phasecut ➤ 1AD.CV24DA24 dali ➤ 1AD.CV24DA120 dali ➤
MV – Main Voltage • 1A01.0156.xx15	Single colour 1AL.20.27 – 8W 200-240V 2700K 24° ➤ 1AL.20.30 – 8W 200-240V 3000K 24° ➤ Dim to Warm 1AL.20.DW – 8W 200-240V 3000-2000K 24° ➤	N/A N/A

XX – FINISH CODES

1. Full colour (Alu)

- 13 – white **
- 92 – black pearl
- 08 – mouse grey
- 09 – earth

2. Full colour (Alu)

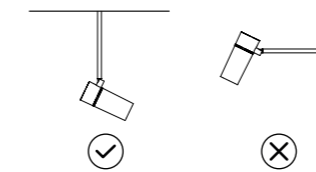
- 05 – amber
- 06 – platinum***
- 07 – carbon

3. Full colour (Brass)

- ! 33 – nature*
- ! 34 – antique*
- ! 35 – night*

Note:

! Finish 33 | 34 | 35 is not recommended for wall mount due to weight balance.



GUIDES

ART M200 | Datasheet ➤

(*) Brass is a natural product and colour will change over time
 (**) Brass endplate and silver-coloured honeycomb for white finish
 (***) silver-coloured honeycomb for platinum finish

TRACK M200



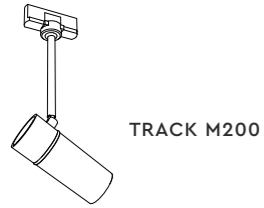
Project: Marylou Jewellery | Lighting design: ONE A



Project: Marylou Jewellery | Lighting design: ONE A

The TRACK M200 is a track-mounted fixture for 230V installations, designed for maximum flexibility. It rotates 350° and angles 180°, while a honeycomb louvre inside the spot minimizes glare.

Its adjustable head allows precise directional lighting, making it ideal for accent illumination, focused highlights, or creating depth within a space – all while maintaining a calm, minimalist aesthetic.



PRODUCT NO.

SUITABLE LIGHT ENGINE (sold separately)

MV – Main Voltage

- 1A01.0125.xx15

Single colour

- 1AL.20.27 - 8W | 200-240V | 2700K | 24° >
- 1AL.20.30 - 8W | 200-240V | 3000K | 24° >

Dim to Warm

- 1AL.20.DW - 8W | 200-240V | 3000-2000K | 24° >

XX – FINISH CODES

1. Full colour (Alu)

- 13 - white **
- 92 - black pearl
- 08 - mouse grey
- 09 - earth

2. Full colour (Alu)

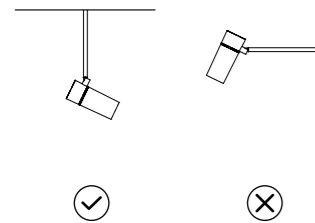
- 05 - amber
- 06 - platinum***
- 07 - carbon

3. Full colour (Brass)

- ! 33 - nature*
- ! 34 - antique*
- ! 35 - night*

Note:

! Finish 33 | 34 | 35 is not recommended for wall mount due to weight balance.



GUIDES

TRACK M200 | Datasheet >

(*) Brass is a natural product and colour will change over time
 (***) Brass endplate and silver-coloured honeycomb for white finish
 (***) silver-coloured honeycomb for platinum finish

TRACK S200D



Project: B&O Showroom Odense | Lighting design: ONE A




Project: B&O Showroom Melbourne | Lighting design: ONE A



The TRACK S200D is a track-mounted fixture for 230V installations, featuring a DALI-controlled driver.

It rotates 350° and tilts 90°, while a honeycomb louvre inside the spot minimizes glare. The adjustable head allows controlled directional lighting, making it perfect for accent illumination, focused highlights, or adding depth to a space – all while maintaining a calm, minimalist aesthetic.



PRODUCT NO.

MV – Mains Voltage

- 1A00.0126.xx95.ZZ - 220-240V | 2700K | 30°
- 1A00.0126.xx97.ZZ - 220-240V | 3000K | 30°

-
- 1A00.0126.xx96 - 220-240V | 3000-2000K | 24°

OPTIONAL LENSES

- 18° lens - 1AL.B01
- 50° lens - 1AL.B03

XX – FINISH CODES

1. Full colour (Alu)

- 01 - white**
- 92 - black pearl
- 08 - mouse grey
- 09 - earth

2. Full colour (Alu)

- 05 - amber
- 06 - platinum**
- 07 - carbon

3. Full colour (Brass)

- 33 - nature*
- 34 - antique*
- 35 - night*

ZZ – FINISH CODES | TRACK ADAPTOR

- 01 - white
- 02 - black

GUIDES

TRACK S200D | Datasheet >

(*) Brass is a natural product and colour will change over time
 (**) silver-coloured honeycomb for white & platinum finish

TRACK M200D



Project: B&O Showroom Odense | Lighting design: ONE A



Project: ONE A Showroom | Lighting design: ONE A



Project: B&O Showroom Odense | Lighting design: ONE A

TRACK M200D is a track-mounted version for 230V installation. TRACK M200D is designed to rotate 350° and angles 90°. A honeycomb louvre is placed inside the spot to avoid glaring. The adjustable head allows controlled directional lighting, making it ideal for accent illumination, focused highlighting, or creating depth within a space – all while maintaining a calm, minimalist expression.



PRODUCT NO.

MV – Mains Voltage

- 1A01.0126.xx95.ZZ – 220-240V | 2700K | 24°
- 1AL.34.27 light engine included

- 1A01.0126.xx97.ZZ – 220-240V | 15W | 3000K | 24°
- 1AL.38.30 light engine included

- 1A01.0126.xx96.ZZ – 220-240V | 11W | 3000-2000K | 24°
- 1AL.34.DW light engine included

OPTIONAL LENSES

- 15° lens – 1AL.B20
- 36° lens – 1AL.B22
- 60° lens – 1AL.B23

XX – FINISH CODES

1. Full colour (Alu)

- 13 – white **
- 92 – black pearl
- 08 – mouse grey
- 09 – earth

2. Full colour (Alu)

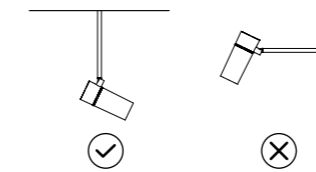
- 05 – amber
- 06 – platinum***
- 07 – carbon

3. Full colour (Brass)

- ! 33 – nature*
- ! 34 – antique*
- ! 35 – night*

Note:

! Finish 33 | 34 | 35 is not recommended for wall mount due to weight balance.



ZZ – FINISH CODES | TRACK ADAPTOR

- 01 – white
- 02 – black

GUIDES

TRACK M200D | Datasheet >

(*) Brass is a natural product and colour will change over time
 (**) Brass endplate and silver-coloured honeycomb for white finish
 (***) silver-coloured honeycomb for platinum finish



ALUBASTER surface



Project: ONE A Showroom | Lighting design: ONE A



The Alubaster Surface is part of the versatile Alubaster Collection, a modular system that can be configured in a various constellations and installed either as a surface-mounted fixture or as pendants.

The collection features two main components, crafted in aluminium and alabaster, both available in multiple lengths.

Soft, elegant light radiates through the alabaster stone, creating a warm, inviting atmosphere. As a natural material, the alabaster showcases distinctive veining and subtle markings, adding a unique character to every installation.

PRODUCT NO.

SUITABLE DRIVER (sold separately)



tube 120 | alabast 50



MV – Mains Voltage

- 1A13.4591.XX65 - AC200-240V | 2700K

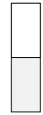
N/A

CV – Constant Voltage

- 1A13.4591.XX85 - 24Vdc | 2700K

1AD.CV24PC24 - Phasecut driver >

1AD.CV24DA24 - Dali driver >



tube 120 | alabast 120



MV – Mains Voltage

- 1A13.4592.XX65 - AC200-240V | 2700K

N/A

CV – Constant Voltage

- 1A13.4592.XX85 - 24Vdc | 2700K

1AD.CV24PC24 - Phasecut driver >

1AD.CV24DA24 - Dali driver >

XX – FINISH CODES

1. Full colour (Alu)

- 01 - white
- 02 - black pearl
- 08 - mouse grey
- 09 - earth

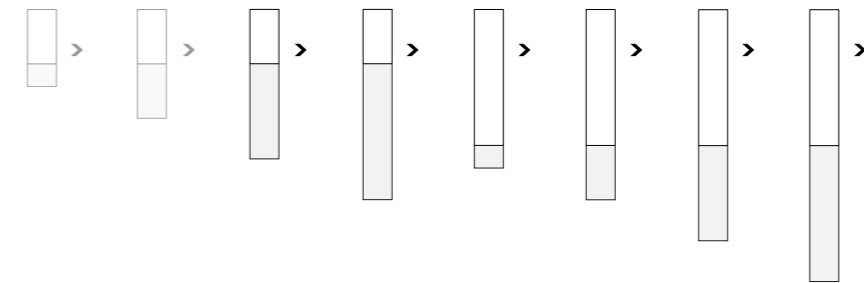
2. Full colour (Alu)

- 05 - amber
- 06 - platinum
- 07 - carbon

3. Full colour (Brass)

- 33 - nature*
- 34 - antique*
- 35 - night*

ALL ALUBASTER SURFACE VERSIONS



GUIDES

Alubaster – Surface | Datasheet >

(*) Brass is a natural product and colour will change over time

PRODUCT NO.

SUITABLE DRIVER (sold separately)



tube 120 | alabast 210



MV – Mains Voltage

- 1A13.4593.xx65 - AC200-240V | 2700K

N/V

CV – Constant Voltage

- 1A13.4593.xx85 - 24Vdc | 2700K

1AD.CV24PC24 - Phasecut driver >

1AD.CV24DA24 - Dali driver >



tube 120 | alabast 300



MV – Mains Voltage

- 1A13.4594.xx65 - AC200-240V | 2700K

N/A

CV – Constant Voltage

- 1A13.4594 .xx85 - 24Vdc | 2700K

1AD.CV24PC24 - Phasecut driver >

1AD.CV24DA24 - Dali driver >

XX – FINISH CODES

1. Full colour (Alu)

- 01 - white
- 02 - black pearl
- 08 - mouse grey
- 09 - earth

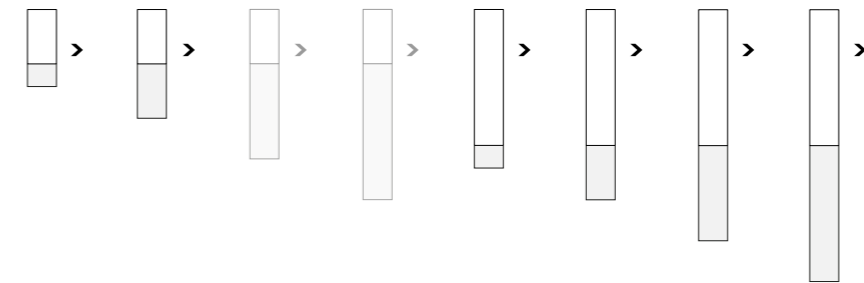
2. Full colour (Alu)

- 05 - amber
- 06 - platinum
- 07 - carbon

3. Full colour (Brass)

- 33 - nature*
- 34 - antique*
- 35 - night*

ALL ALUBASTER SURFACE VERSIONS



GUIDES

Alubaster – Surface | Datasheet >

(*) Brass is a natural product and colour will change over time

PRODUCT NO.

SUITABLE DRIVER (sold separately)



tube 300 | alabast 50



MV – Mains Voltage

- 1A13.4691.XX65 - AC200-240V | 2700K

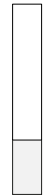
N/A

CV – Constant Voltage

- 1A13.4691.XX85 - 24Vdc | 2700K

1AD.CV24PC24 - Phasecut driver >

1AD.CV24DA24 - Dali driver >



tube 300 | alabast 120



MV – Mains Voltage

- 1A13.4692.XX65 - AC200-240V | 2700K

N/A

CV – Constant Voltage

- 1A13.4692.XX85 - 24Vdc | 2700K

1AD.CV24PC24 - Phasecut driver >

1AD.CV24DA24 - Dali driver >

XX – FINISH CODES

1. Full colour (Alu)

- 01 - white
- 92 - black pearl
- 08 - mouse grey
- 09 - earth

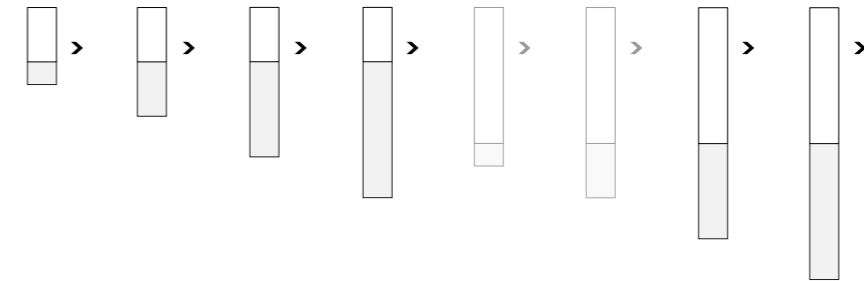
2. Full colour (Alu)

- 05 - amber
- 06 - platinum
- 07 - carbon

3. Full colour (Brass)

- 33 - nature*
- 34 - antique*
- 35 - night*

ALL ALUBASTER SURFACE VERSIONS



GUIDES

Alubaster – Surface | Datasheet >

(*) Brass is a natural product and colour will change over time

PRODUCT NO.

SUITABLE DRIVER (sold separately)

tube 300 | alabast 210



MV – Mains Voltage

- 1A13.4693.xx65 - AC200-240V | 2700K

N/A

CV – Constant Voltage

- 1A13.4693.xx85 - 24Vdc | 2700K

1AD.CV24PC24 - Phasecut driver >

1AD.CV24DA24 - Dali driver >

tube 300 | alabast 300



MV – Mains Voltage

- 1A13.4694.xx65 - AC200-240V | 2700K

N/A

CV – Constant Voltage

- 1A13.4694 .xx85 - 24Vdc | 2700K

1AD.CV24PC24 - Phasecut driver >

1AD.CV24DA24 - Dali driver >

XX – FINISH CODES

1. Full colour (Alu)

- 01 - white
- 02 - black pearl
- 08 - mouse grey
- 09 - earth

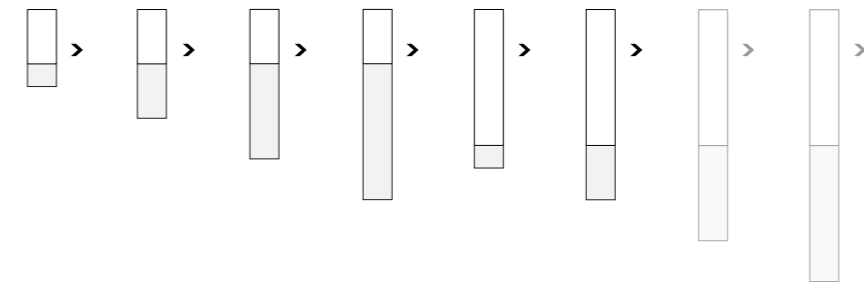
2. Full colour (Alu)

- 05 - amber
- 06 - platinum
- 07 - carbon

3. Full colour (Brass)

- 33 - nature*
- 34 - antique*
- 35 - night*

ALL ALUBASTER SURFACE VERSIONS



GUIDES

Alubaster – Surface | Datasheet >

(*) Brass is a natural product and colour will change over time

ALUBASTER DIRECT surface



Project: Private Residence | Architect: Orea | Photography: André Herger




Project: Private Residence | Architect: Orea | Photography: André Herger

The Alubaster Direct – Surface is part of the Alubaster Collection. Designed with simple silhouettes, clean lines, and high-quality materials, the fixture embodies thoughtful simplicity. Indirect, soft light gently radiates through the alabaster stone, creating a warm and inviting atmosphere, while a downlight at the bottom provides precise, focused illumination.

The design brings calm to any space while harmoniously enhancing the surrounding architecture, striking the perfect balance between accentuating and complementing its environment.

PRODUCT NO.

SUITABLE DRIVER (sold separately)



tube 300/120 | alabast 120



MV – Mains Voltage

- 1A13.5592.xx65 - AC200-240V | 2700K

N/A

CV – Constant Voltage

- 1A13.5592.xx85 - 24Vdc | 2700K

1AD.CV24PC24 - Phasecut driver >

1AD.CV24DA24 - Dali driver >

tube 300/120 | alabast 210



MV – Mains Voltage

- 1A13.5593.xx65 - AC200-240V | 2700K

N/A

CV – Constant Voltage

- 1A13.5593.xx85 - 24Vdc | 2700K

1AD.CV24PC24 - Phasecut driver >

1AD.CV24DA24 - Dali driver >

XX – FINISH CODES

1. Full colour (Alu)

- 01 - white
- 02 - black pearl
- 08 - mouse grey
- 09 - earth

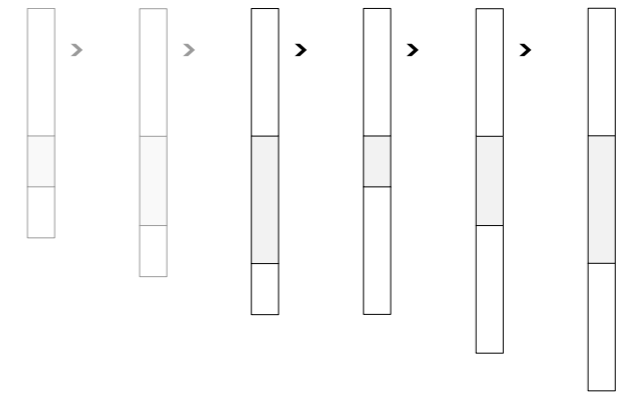
2. Full colour (Alu)

- 05 - amber
- 06 - platinum
- 07 - carbon

3. Full colour (Brass)

- 33 - nature*
- 34 - antique*
- 35 - night*

ALL ALUBASTER DIRECT SURFACE VERSIONS



GUIDES

Alubaster Direct | Datasheet >

(*) Brass is a natural product and colour will change over time

PRODUCT NO.

SUITABLE DRIVER (sold separately)

tube 300/120 | alabast 300



MV – Mains Voltage

- 1A13.5594.xx65 - AC200-240V | 2700K

N/A

CV – Constant Voltage

- 1A13.5594.xx85 - 24Vdc | 2700K

1AD.CV24PC24 - Phasecut driver >

1AD.CV24DA24 - Dali driver >

tube 300/300 | alabast 120



MV – Mains Voltage

- 1A13.5692.xx65 - AC200-240V | 2700K

N/A

CV – Constant Voltage

- 1A13.5692.xx85 - 24Vdc | 2700K

1AD.CV24PC24 - Phasecut driver >

1AD.CV24DA24 - Dali driver >

XX – FINISH CODES

1. Full colour (Alu)

- 01 - white
- 92 - black pearl
- 08 - mouse grey
- 09 - earth

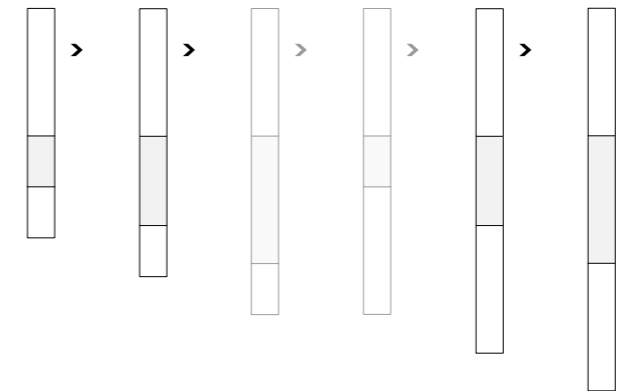
2. Full colour (Alu)

- 05 - amber
- 06 - platinum
- 07 - carbon

3. Full colour (Brass)

- 33 - nature*
- 34 - antique*
- 35 - night*

ALL ALUBASTER DIRECT SURFACE VERSIONS



GUIDES

Alubaster Direct | Datasheet >

(*) Brass is a natural product and colour will change over time

PRODUCT NO.

SUITABLE DRIVER (sold separately)

tube 300/300 | alabast 210



MV - Mains Voltage

- 1A13.5693.xx65 - AC200-240V | 2700K

N/A

CV - Constant Voltage

- 1A13.5693.xx85 - 24Vdc | 2700K

1AD.CV24PC24 - Phasecut driver >

1AD.CV24DA24 - Dali driver >

tube 300/300 | alabast 300



MV - Mains Voltage

- 1A13.5694.xx65 - AC200-240V | 2700K

N/A

CV - Constant Voltage

- 1A13.5694.xx85 - 24Vdc | 2700K

1AD.CV24PC24 - Phasecut driver >

1AD.CV24DA24 - Dali driver >

XX - FINISH CODES

1. Full colour (Alu)

- 01 - white
- 92 - black pearl
- 08 - mouse grey
- 09 - earth

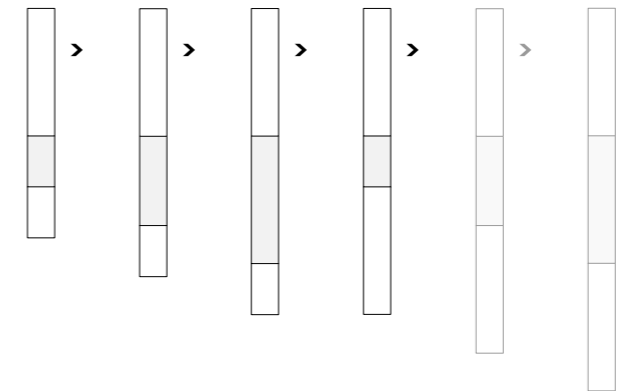
2. Full colour (Alu)

- 05 - amber
- 06 - platinum
- 07 - carbon

3. Full colour (Brass)

- 33 - nature*
- 34 - antique*
- 35 - night*

ALL ALUBASTER DIRECT SURFACE VERSIONS



GUIDES

Alubaster Direct | Datasheet >

(* Brass is a natural product and colour will change over time)

CANOPY



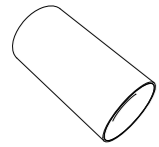
Project: ONE A Café | Lighting design: ONE A



Project: ONE A Café | Lighting design: ONE A

The Canopy C120 is designed to complement our entire pendant collection, including the Bell P and Alubaster series.

Measuring 120 mm in length with a Ø64 mm diameter, it provides ample space for integrating a driver, ensuring a clean and seamless installation.



CANOPY C120

PRODUCT NO.

SUITABLE PRODUCTS (sold separately)

200 – 240V | 24Vdc Phasecut

- 1A13.6543.xx05
- For 24Vdc pendants – max. 12W
- Phasecut driver included

- DP300 - 24Vdc >
- Alubaster pendant - 24Vdc >
- Bell P Alabast 400 >
- Bell P Alabast 400 Skirt >

250V | Junction & Remote

- 1A13.6543.xx15
- Junction box for low voltage to mains powered pendants – max. 250V
- Driver NOT included, Remote driver only! For example Dali dimming installation

- X-tendable >
- X-curve >
- DP300 >
- Alubaster pendant >
- Alubaster Direct pendant >
- Bell P >
- Bell P Skirt >
- Bell P Leather >
- Bell P Leather Skirt >
- Bell P Braid >
- Bell P Braid Skirt >
- Bell P Alabast 400 >
- Bell P Alabast 400 Skirt >
- Bell P Alabast 800 >
- Bell P Alabast 800 Skirt >

200 – 240V | CC D2W Phasecut

- 1A13.6543.xx16
- For Constant Current pendants – max 260mA / 12-23V
- Phasecut driver included

- DP300 - cc | D2W >
- Bell P - cc | D2W >
- Bell P Skirt - cc | D2W >
- Bell P Leather - cc | D2W >
- Bell P Leather Skirt - cc | D2W >
- Bell P Braid - cc | D2W >
- Bell P Braid Skirt - cc | D2W >

200 – 240V | CC DIM Phasecut

- 1A13.6543.xx19
- For Constant Current pendants – max 160mA / 19-38V
- Phasecut driver included

- DP300 - cc | 2700K / 3000K >
- Bell P - cc | 2700K / 3000K >
- Bell P Skirt - cc | 2700K / 3000K >
- Bell P Leather - cc | 2700K / 3000K >
- Bell P Leather Skirt - cc | 2700K / 3000K >
- Bell P Braid - cc | 2700K / 3000K >
- Bell P Braid Skirt - cc | 2700K / 3000K >

XX – FINISH CODES

1. Full colour (Alu)

- 92 – black pearl
- 08 – mouse grey
- 09 – earth

2. Full colour (Alu)

- 05 – amber
- 06 – platinum
- 07 – carbon

3. Full colour (Brass)


- 33 – nature*
- 34 – antique*
- 35 – night*

GUIDES


- Canopy C120 | Datasheet >

(*) Brass is a natural product and colour will change over time


PENDANTS




X-TENDABLE >



X-CURVE >




DP300 >



ALUBASTER >
pendant




ALUBASTER DIRECT >
pendant



BELL P + SKIRT >



BELL P LEATHER >




BELL P LEATHER SKIRT >




BELL P BRAID >



BELL P BRAID SKIRT >



BELL P ALABAST 400 >
+ SKIRT



BELL P ALABAST 800 >
+ SKIRT

X-TENDABLE



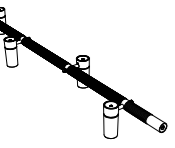
Project: Carclub | Interior: damgoodpeople | Lighting Design: ONE A



Project: Carclub | Interior: damgoodpeople | Lighting Design: ONE A

Enrich your table with the X-tendable pendant by ONE A. The sleek X-tendable pendant consists of an anodized base with a beautiful hand-wrapped leather cord detail – honoring ONE A's design philosophy.

The pendant is ideal for kitchen-, dining- and meeting tables as it is dimmable and therefore enables you to create the desired atmosphere. Honeycombs in the lamp-heads prevent glaring.



X-TENDABLE



PRODUCT NO.

SUITABLE DRIVER (sold separately)

X2

MV – Mains Voltage

- 1A11.4083.xx66.36ZZ - AC200-240V | 3000-2000K

N/A

CV – Constant Voltage

- 1A11.4083.xx85.36ZZ - 24Vdc | 2700K

1AD.CV24PC24 - Phasecut driver ➤

1AD.CV24DA24 - Dali driver ➤

X4

MV – Mains Voltage

- 1A11.4084.xx66.36ZZ - AC200-240V | 3000-2000K

N/A

CV – Constant Voltage

- 1A11.4084.xx85.36ZZ - 24Vdc | 2700K

1AD.CV24PC24 - Phasecut driver ➤

1AD.CV24DA24 - Dali driver ➤

X6

MV – Mains Voltage

- 1A11.4085.xx66.36ZZ - AC200-240V | 3000-2000K

N/A

CV – Constant Voltage

- 1A11.4085.xx85.36ZZ - 24Vdc | 2700K

1AD.CV24PC24 - Phasecut driver ➤

1AD.CV24DA24 - Dali driver ➤

XX – FINISH CODES

ZZ – FINISH CODES

1. Full colour (Alu)



92 - black pearl

2. Full colour (Brass)



33 - nature*



34 - antique*



35 - night*



92 - black leather



94 - tan leather Please note - variations will occur!



95 - dark brown leather



96 - green leather

Note:

Dark grey textile cable included

IMPORTANT! Placement of wire suspensions differ between the Aluminium and Brass versions. When reviewing the datasheet make sure it corresponds with your chosen finish.

OPTIONAL ACCESSORIES (sold separately)

Output (not in combination with Canopy)

- Storm Small Output - 1A00.0500.xx ➤
- Storm Medium Output - 1A01.0500.xx ➤

Canopy (for low voltage installations and remote driver)

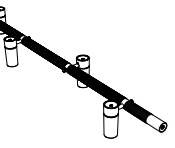
- Canopy C120 Junction & Remote - 1A13.6543.xx15 ➤

GUIDES

X-tendable - Alu Finish | Datasheet ➤

X-tendable - Brass Finish | Datasheet ➤

(*) Brass is a natural product and colour will change over time



X-TENDABLE



PRODUCT NO.

SUITABLE DRIVER (sold separately)

X8

MV – Mains Voltage

- 1A11.4086.xx66.36ZZ - AC200-240V | 3000-2000K

N/A

CV – Constant Voltage

- 1A11.4086.xx85.36ZZ - 24Vdc | 2700K

1AD.CV24PC24 - Phasecut driver ➤

1AD.CV24DA24 - Dali driver ➤

X10

MV – Mains Voltage

- 1A11.4087.xx66.36ZZ - AC200-240V | 3000-2000K

N/A

CV – Constant Voltage

- 1A11.4087.xx85.36ZZ - 24Vdc | 2700K

1AD.CV24PC24 - Phasecut driver ➤

1AD.CV24DA24 - Dali driver ➤

X12

MV – Mains Voltage

- 1A11.4088.xx66.36ZZ - AC200-240V | 3000-2000K

N/A

CV – Constant Voltage

- 1A11.4088.xx85.36ZZ - 24Vdc | 2700K

1AD.CV24PC24 - Phasecut driver ➤

1AD.CV24DA24 - Dali driver ➤

XX – FINISH CODES

ZZ – FINISH CODES

1. Full colour (Alu)



92 - black pearl

2. Full colour (Brass)



33 - nature*



34 - antique*



35 - night*



92 - black leather



94 - tan leather Please note - variations will occur!



95 - dark brown leather



96 - green leather

Note:

Dark grey textile cable included

IMPORTANT! Placement of wire suspensions differ between the Aluminium and Brass versions. When reviewing the datasheet make sure it corresponds with your chosen finish.

OPTIONAL ACCESSORIES (sold separately)

Output (not in combination with Canopy)

- Storm Small Output - 1A00.0500.xx ➤
- Storm Medium Output - 1A01.0500.xx ➤

Canopy (for low voltage installations and remote driver)

- Canopy C120 Junction & Remote - 1A13.6543.xx15 ➤


GUIDES

X-tendable - Alu Finish | Datasheet ➤

X-tendable - Brass Finish | Datasheet ➤

(*) Brass is a natural product and colour will change over time

X-CURVE



Project: ONE A Showroom | Design: ONE A

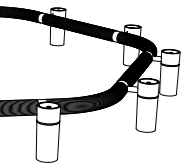


Project: Privat Residence | Design: ONE A



The X-Curve Pendant is an elegant, round fixture featuring a sleek anodized base and a hand-wrapped leather cord, reflecting ONE A's commitment to thoughtful, timeless design.

With either 6 or 12 lamp heads evenly spaced around the base, it ensures a uniform distribution of light. Perfect for dining or meeting tables, the pendant is dimmable, allowing you to create the ideal atmosphere. Honeycombs in the lamp heads minimize glare, providing comfortable, focused illumination for any setting.



X-CURVE



PRODUCT NO.

SUITABLE DRIVER (sold separately)

X-C6

MV – Mains Voltage

- 1A11.4071.xx66.36ZZ - AC200-240V | 3000-2000K

N/A

CV – Constant Voltage

- 1A11.4071.xx85.36ZZ - 24Vdc | 2700K

1AD.CV24PC24 - Phasecut driver ➤

1AD.CV24DA24 - Dali driver ➤

X-C12

MV – Mains Voltage

- 1A11.4072.xx66.36ZZ - AC200-240V | 3000-2000K

N/A

CV – Constant Voltage

- 1A11.4072.xx85.36ZZ - 24Vdc | 2700K

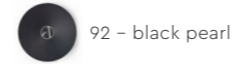
1AD.CV24PC24 - Phasecut driver ➤

1AD.CV24DA24 - Dali driver ➤

XX – FINISH CODES

ZZ – FINISH CODES

1. Full colour (Alu)



92 - black pearl

2. Full colour (Brass)



33 - nature*



34 - antique*



35 - night*



92 - black leather



94 - tan leather Please note - variations will occur!



95 - dark brown leather



96 - green leather

Note:

Dark grey textile cable included

IMPORTANT! Placement of wire suspensions differ between the Aluminium and Brass versions. When reviewing the datasheet make sure it corresponds with your chosen finish.

OPTIONAL ACCESSORIES (sold separately)

Output (not in combination with Canopy)

- Storm Small Output - 1A00.0500.xx ➤
- Storm Medium Output - 1A01.0500.xx ➤

Canopy (for low voltage installations and remote driver)

- Canopy C120 Junction & Remote - 1A13.6543.xx15 ➤

GUIDES

X-Curve | Datasheet ➤

(* Brass is a natural product and colour will change over time)

DP300



Project: ONE A Café | Lighting design: ONE A



Project: Private Residence | Lighting design: ONE A

The DP300 is a pendant that combines components from the Storm Small collection. The top of the pendant features a Storm Small Output, while the bottom fixture is a Small Direct, connected by a sleek tube for a streamlined, modern profile.



DP300



PRODUCT NO.

SUITABLE DRIVER / CANOPY (sold separately)

CC – Constant Current

- 1A13.0128.xx65 - 130mA | 2700K | 24°
- 1A13.0128.xx67 - 130mA | 3000K | 24°

- 1AD.420PC20.DS | phasecut driver ➤
- 1AD.420DA20.DS | dali driver ➤
- 1A13.6543.xx19 | Canopy | CC DIM PC ➤

- 1A13.0128.xx66 - 270mA | 3000-2000K | 24°

- 1AD.420PC20.DS | phasecut driver ➤
- 1AD.420DA20.DS | dali driver ➤
- 1A13.6543.xx16 | Canopy | CC D2W PC ➤

CV – Constant Voltage

- 1A13.0128.xx85 - 24Vdc | 2700K | 24°
- 1A13.0128.xx87 - 24Vdc | 3000K | 24°

- 1AD.CV24PC24 | phasecut driver ➤
- 1AD.CV24DA24 | dali driver ➤
- 1A13.6543.xx05 | Canopy | Phasecut driver included ➤

MV – Main Voltage

- 1A13.0128.xx95 - AC200-240V | 2700K | 24°
- 1A13.0128.xx97 - AC200-240V | 3000K | 24°

N/A

- 1A13.0128.xx96 - AC200-240V | 3000-2000K | 24°

N/A

XX – FINISH CODES

1. Full colour (Alu)

- 01 - white
- 92 - black pearl
- 08 - mouse grey
- 09 - earth

2. Full colour (Alu)

- 05 - amber
- 06 - platinum
- 07 - carbon

3. Full colour (Brass)

- 33 - nature*
- 34 - antique*
- 35 - night*

Note:

Dark grey textile cable included

OPTIONAL ACCESSORIES (sold separately)

Output (not in combination with Canopy)

- Storm Small Output - 1A00.0500.xx ➤
- Storm Medium Output - 1A01.0500.xx ➤

Canopy (for low voltage installations and remote driver)

- Canopy C120 Junction & Remote - 1A13.6543.xx15 ➤

OPTIONAL LENSES

- 1AL.B20 - 15° lens
- 1AL.B22 - 36° lens
- 1AL.B23 - 60° lens

GUIDES

- DP300 | Datasheet ➤

ALUBASTER pendant



Project: Private Residence | Architect: NORM ARCHITECTS



Project: Mono | Interior Architect: Arck Studio | Photography: Kaato Peeters



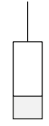
The Alubaster Pendant is part of the versatile Alubaster Collection, a modular system that can be configured in a various constellations and installed either as a surface-mounted fixture or as pendants.

The collection features two main components, crafted in aluminium and alabaster, both available in multiple lengths.

Soft, elegant light radiates through the alabaster stone, creating a warm, inviting atmosphere. As a natural material, the alabaster showcases distinctive veining and subtle markings, adding a unique character to every installation.

PRODUCT NO.

SUITABLE DRIVER / CANOPY (sold separately)



tube 120 | alabast 50



MV – Mains Voltage

- 1A13.4391.xx65 - AC200-240V | 2700K

N/A

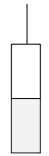
CV – Constant Voltage

- 1A13.4391.xx85 - 24Vdc | 2700K

1AD.CV24PC24 - Phasecut driver >

1AD.CV24DA24 - Dali driver >

1A13.6543.xx05 | Canopy | Phasecut driver included >



tube 120 | alabast 120



MV – Mains Voltage

- 1A13.4392.xx65 - AC200-240V | 2700K

N/A

CV – Constant Voltage

- 1A13.4392.xx85 - 24Vdc | 2700K

1AD.CV24PC24 - Phasecut driver >

1AD.CV24DA24 - Dali driver >

1A13.6543.xx05 | Canopy | Phasecut driver included >

GUIDES

Alubaster – Pendant | Datasheet >

XX – FINISH CODES

1. Full colour (Alu)

- 01 - white
- 02 - black pearl
- 08 - mouse grey
- 09 - earth

2. Full colour (Alu)

- 05 - amber
- 06 - platinum
- 07 - carbon

3. Full colour (Brass)

- 33 - nature*
- 34 - antique*
- 35 - night*

Note:

Dark grey textile cable included

Please note! Natural stone – variations will occur!

OPTIONAL ACCESSORIES (sold separately)

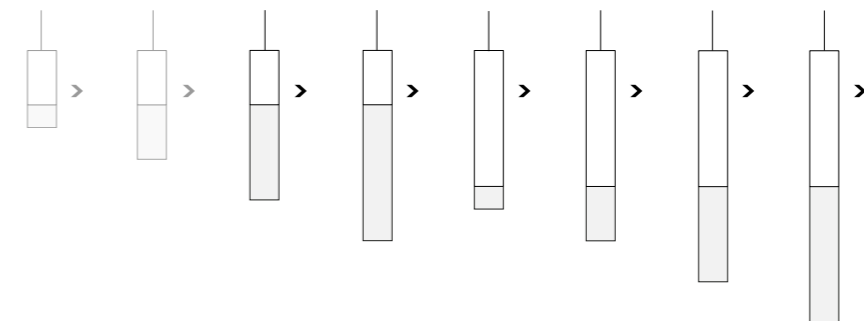
Output (not in combination with Canopy)

- Storm Small Output - 1A00.0500.xx >
- Storm Medium Output - 1A01.0500.xx >

Canopy (for low voltage installations and remote driver)

- Canopy C120 Junction & Remote - 1A13.6543.xx15 >

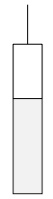
ALL ALUBASTER VERSIONS



(*) Brass is a natural product and colour will change over time

PRODUCT NO.

SUITABLE DRIVER / CANOPY (sold separately)



tube 120 | alabast 210



MV – Mains Voltage

- 1A13.4393.xx65 – AC200-240V | 2700K

N/A

CV – Constant Voltage

- 1A13.4393.xx85 – 24Vdc | 2700K

1AD.CV24PC24 – Phasecut driver >

1AD.CV24DA24 – Dali driver >

1A13.6543.xx05 | Canopy | Phasecut driver included >

tube 120 | alabast 300



MV – Mains Voltage

- 1A13.4394.xx65 – AC200-240V | 2700K

N/A

CV – Constant Voltage

- 1A13.4394 .xx85 – 24Vdc | 2700K

1AD.CV24PC24 – Phasecut driver >

1AD.CV24DA24 – Dali driver >

1A13.6543.xx05 | Canopy | Phasecut driver included >

GUIDES

Alubaster – Pendant | Datasheet >

XX – FINISH CODES

1. Full colour (Alu)

- 01 – white
- 92 – black pearl
- 08 – mouse grey
- 09 – earth

2. Full colour (Alu)

- 05 – amber
- 06 – platinum
- 07 – carbon

3. Full colour (Brass)

- 33 – nature*
- 34 – antique*
- 35 – night*

Note:

Dark grey textile cable included

Please note! Natural stone – variations will occur!

OPTIONAL ACCESSORIES (sold separately)

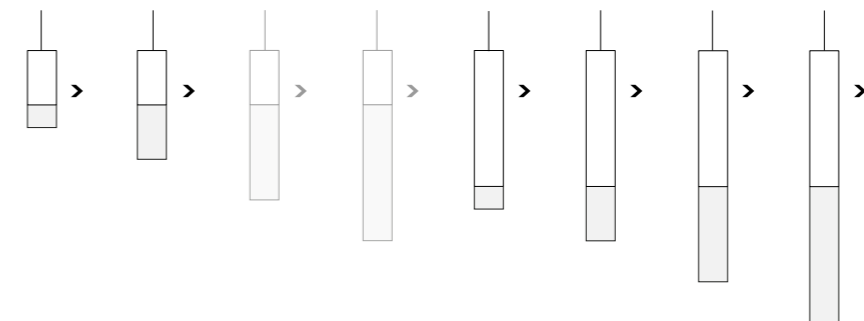
Output (not in combination with Canopy)

- Storm Small Output – 1A00.0500.xx >
- Storm Medium Output – 1A01.0500.xx >

Canopy (for low voltage installations and remote driver)

- Canopy C120 Junction & Remote – 1A13.6543.xx15 >

ALL LW VERSIONS



(*) Brass is a natural product and colour will change over time

PRODUCT NO.

SUITABLE DRIVER / CANOPY (sold separately)



tube 300 | alabast 50



MV – Mains Voltage

- 1A13.4491.xx65 - AC200-240V | 2700K

N/A

CV – Constant Voltage

- 1A13.4491.xx85 - 24Vdc | 2700K

- 1AD.CV24PC24 - Phasecut driver >
- 1AD.CV24DA24 - Dali driver >
- 1A13.6543.xx05 | Canopy | Phasecut driver included >



tube 300 | alabast 120



MV – Mains Voltage

- 1A13.4492.xx65 - AC200-240V | 2700K

N/A

CV – Constant Voltage

- 1A13.4492 .xx85 - 24Vdc | 2700K

- 1AD.CV24PC24 - Phasecut driver >
- 1AD.CV24DA24 - Dali driver >
- 1A13.6543.xx05 | Canopy | Phasecut driver included >

GUIDES

Alubaster – Pendant | Datasheet >

XX – FINISH CODES

1. Full colour (Alu)

- 01 - white
- 92 - black pearl
- 08 - mouse grey
- 09 - earth

2. Full colour (Alu)

- 05 - amber
- 06 - platinum
- 07 - carbon

3. Full colour (Brass)

- 33 - nature*
- 34 - antique*
- 35 - night*

Note:

Dark grey textile cable included
Please note! Natural stone – variations will occur!

OPTIONAL ACCESSORIES (sold separately)

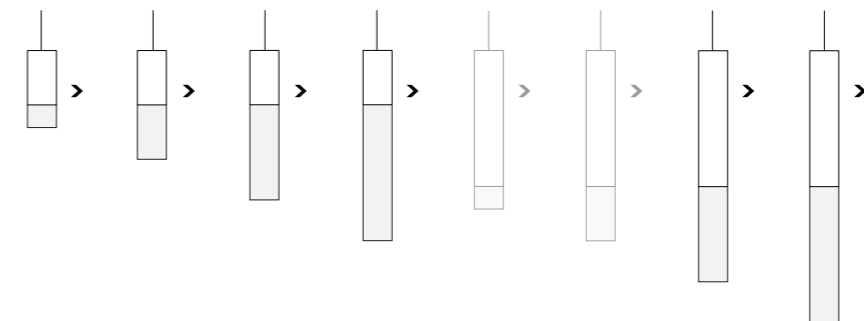
Output (not in combination with Canopy)

- Storm Small Output - 1A00.0500.xx >
- Storm Medium Output - 1A01.0500.xx >

Canopy (for low voltage installations and remote driver)

- Canopy C120 Junction & Remote - 1A13.6543.xx15 >

ALL LW VERSIONS



(*) Brass is a natural product and colour will change over time

PRODUCT NO.

SUITABLE DRIVER / CANOPY (sold separately)



tube 300 | alabast 210



MV – Mains Voltage

- 1A13.4493.xx65 - AC200-240V | 2700K

N/A

CV – Constant Voltage

- 1A13.4493.xx85 - 24Vdc | 2700K

- 1AD.CV24PC24 - Phasecut driver >
- 1AD.CV24DA24 - Dali driver >
- 1A13.6543.xx05 | Canopy | Phasecut driver included >

tube 300 | alabast 300



MV – Mains Voltage

- 1A13.4494.xx65 - AC200-240V | 2700K

N/A

CV – Constant Voltage

- 1A13.4494 .xx85 - 24Vdc | 2700K

- 1AD.CV24PC24 - Phasecut driver >
- 1AD.CV24DA24 - Dali driver >
- 1A13.6543.xx05 | Canopy | Phasecut driver included >

GUIDES

Alubaster – Pendant | Datasheet >

XX – FINISH CODES

1. Full colour (Alu)

- 01 - white
- 92 - black pearl
- 08 - mouse grey
- 09 - earth

2. Full colour (Alu)

- 05 - amber
- 06 - platinum
- 07 - carbon

3. Full colour (Brass)

- 33 - nature*
- 34 - antique*
- 35 - night*

Note:

Dark grey textile cable included
Please note! Natural stone – variations will occur!

OPTIONAL ACCESSORIES (sold separately)

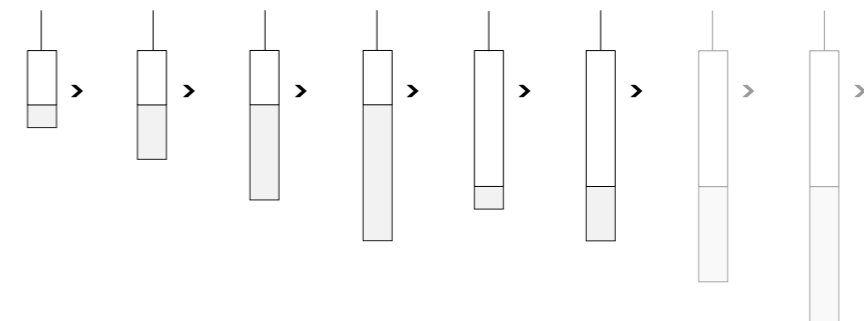
Output (not in combination with Canopy)

- Storm Small Output - 1A00.0500.xx >
- Storm Medium Output - 1A01.0500.xx >

Canopy (for low voltage installations and remote driver)

- Canopy C120 Junction & Remote - 1A13.6543.xx15 >

ALL LW VERSIONS



(*) Brass is a natural product and colour will change over time

ALUBASTER DIRECT pendant



Project: Drevsen spisestue | Lighting Design: ONE A



Project: Drevsen spisestue | Lighting Design: ONE A



Project: ONE A Showroom | Lighting Design: ONE A

The Alubaster Direct – pendant is part of the Alubaster Collection. Designed with simple silhouettes, clean lines, and high-quality materials, the fixture embodies thoughtful simplicity.

Indirect, soft light gently radiates through the alabaster stone, creating a warm and inviting atmosphere, while a downlight at the bottom provides precise, focused illumination. The design brings calm to any space while harmoniously enhancing the surrounding architecture, striking the perfect balance between accentuating and complementing its environment.

PRODUCT NO.

SUITABLE DRIVER (sold separately)



tube 300/120 | alabast 120



MV – Mains Voltage

- 1A13.5392.xx65 - AC200-240V | 2700K

N/A

CV – Constant Voltage

- 1A13.5392.xx85 - 24Vdc | 2700K

1AD.CV24PC24 - Phasecut driver ➤

1AD.CV24DA24 - Dali driver ➤

tube 300/120 | alabast 210



MV – Mains Voltage

- 1A13.5393.xx65 - AC200-240V | 2700K

N/A

CV – Constant Voltage

- 1A13.5393.xx85 - 24Vdc | 2700K

1AD.CV24PC24 - Phasecut driver ➤

1AD.CV24DA24 - Dali driver ➤

GUIDES

Alubaster Direct – Pendant | Datasheet ➤

XX – FINISH CODES

1. Full colour (Alu)

- 01 - white
- 92 - black pearl
- 08 - mouse grey
- 09 - earth

2. Full colour (Alu)

- 05 - amber
- 06 - platinum
- 07 - carbon

3. Full colour (Brass)

- 33 - nature*
- 34 - antique*
- 35 - night*

Note:

Dark grey textile cable included

Please note! Natural stone – variations will occur!

OPTIONAL ACCESSORIES (sold separately)

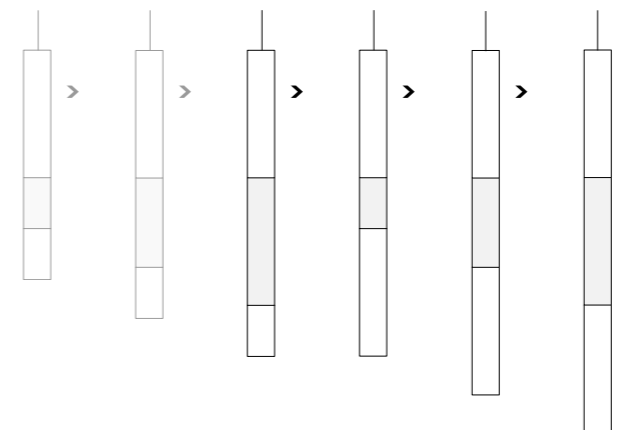
Output (not in combination with Canopy)

- Storm Small Output - 1A00.0500.xx ➤
- Storm Medium Output - 1A01.0500.xx ➤

Canopy (for low voltage installations and remote driver)

- Canopy C120 Junction & Remote - 1A13.6543.xx15 ➤

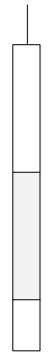
ALL ALUBASTER DIRECT VERSIONS



(*) Brass is a natural product and colour will change over time

PRODUCT NO.

SUITABLE DRIVER (sold separately)



tube 300/120 | alabast 300



MV – Mains Voltage

- 1A13.5394.xx65 - AC200-240V | 2700K

N/A

CV – Constant Voltage

- 1A13.5394.xx85 - 24Vdc | 2700K

1AD.CV24PC24 - Phasecut driver ➤

1AD.CV24DA24 - Dali driver ➤

tube 300/300 | alabast 120



MV – Mains Voltage

- 1A13.5492.xx65 - AC200-240V | 2700K

N/A

CV – Constant Voltage

- 1A13.5492.xx85 - 24Vdc | 2700K

1AD.CV24PC24 - Phasecut driver ➤

1AD.CV24DA24 - Dali driver ➤

GUIDES

Alubaster Direct – Pendant | Datasheet ➤

XX – FINISH CODES

1. Full colour (Alu)

- 01 - white
- 92 - black pearl
- 08 - mouse grey
- 09 - earth

2. Full colour (Alu)

- 05 - amber
- 06 - platinum
- 07 - carbon

3. Full colour (Brass)

- 33 - nature*
- 34 - antique*
- 35 - night*

Note:

Dark grey textile cable included

Please note! Natural stone – variations will occur!

OPTIONAL ACCESSORIES (sold separately)

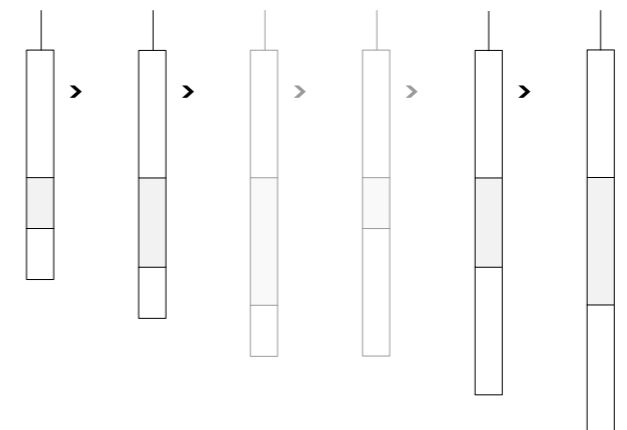
Output (not in combination with Canopy)

- Storm Small Output - 1A00.0500.xx ➤
- Storm Medium Output - 1A01.0500.xx ➤

Canopy (for low voltage installations and remote driver)

- Canopy C120 Junction & Remote - 1A13.6543.xx15 ➤


ALL ALUBASTER DIRECT VERSIONS



(*) Brass is a natural product and colour will change over time

PRODUCT NO.

SUITABLE DRIVER (sold separately)



tube 300/300 | alabast 210



MV – Mains Voltage

- 1A13.5493.xx65 - AC200-240V | 2700K

N/A

CV – Constant Voltage

- 1A13.5493.xx85 - 24Vdc | 2700K

1AD.CV24PC24 - Phasecut driver ➤

1AD.CV24DA24 - Dali driver ➤

tube 300/300 | alabast 300



MV – Mains Voltage

- 1A13.5494.xx65 - AC200-240V | 2700K

N/A

CV – Constant Voltage

- 1A13.5494.xx85 - 24Vdc | 2700K

1AD.CV24PC24 - Phasecut driver ➤

1AD.CV24DA24 - Dali driver ➤

GUIDES

Alubaster Direct – Pendant | Datasheet ➤

XX – FINISH CODES

1. Full colour (Alu)

- 01 - white
- 92 - black pearl
- 08 - mouse grey
- 09 - earth

2. Full colour (Alu)

- 05 - amber
- 06 - platinum
- 07 - carbon

3. Full colour (Brass)

- 33 - nature*
- 34 - antique*
- 35 - night*

Note:

Dark grey textile cable included

Please note! Natural stone – variations will occur!

OPTIONAL ACCESSORIES (sold separately)

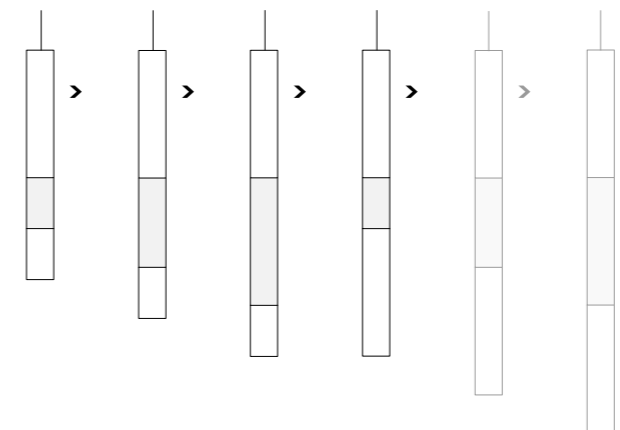
Output (not in combination with Canopy)

- Storm Small Output - 1A00.0500.xx ➤
- Storm Medium Output - 1A01.0500.xx ➤

Canopy (for low voltage installations)

- Canopy C120 Junction & Remote - 1A13.6543.xx15 ➤

ALL ALUBASTER DIRECT VERSIONS



(*) Brass is a natural product and colour will change over time

BELL P & BELL P SKIRT



Project: Private Residence | Lighting design: ONE A



Project: ONE A Showroom | Lighting design: ONE A

The BELL P and Bell P Skirt pendants are part of the BELL Collection. A collection that includes a broad range of special designed products.

With its sleek, slender silhouette, it is perfect for kitchens, dining, or meeting tables. Fully dimmable, it allows you to create the ideal atmosphere, while a honeycomb in the lamp head minimizes glare for comfortable, focused illumination.

PRODUCT NO.

SUITABLE DRIVER / CANOPY (sold separately)



BELL P



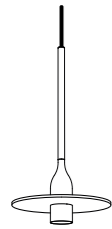
CC – Constant Current

- 1A15.6037.xx65.00 – 130mA | 2700K | 30°
- 1A15.6037.xx67.00 – 130mA | 3000K | 30°

- 1AD.420PC20.DS – Phasecut Driver ➤
- 1AD.420DA20.DS – Dali Driver ➤
- 1A13.6543.xx19 | Canopy | CC DIM PC ➤

- 1A15.6037.xx66.00 – 270mA | 3000-1800K | 24°

- 1AD.420PC20.DS – Phasecut Driver ➤
- 1AD.420DA20.DS – Dali Driver ➤
- 1A13.6543.xx16 | Canopy | CC D2W PC ➤



BELL P SKIRT



CC – Constant Current

- 1A15.6037.xx65.01 – 130mA | 2700K | 30°
- 1A15.6037.xx67.01 – 130mA | 3000K | 30°

- 1AD.420PC20.DS – Phasecut Driver ➤
- 1AD.420DA20.DS – Dali Driver ➤
- 1A13.6543.xx19 | Canopy | CC DIM PC ➤

- 1A15.6037.xx66.01 – 270mA | 3000-1800K | 24°

- 1AD.420PC20.DS – Phasecut Driver ➤
- 1AD.420DA20.DS – Dali Driver ➤
- 1A13.6543.xx16 | Canopy | CC D2W PC ➤

XX – FINISH CODES

1. Full colour (Alu)

- 92 – black pearl
- 08 – mouse grey
- 09 – earth

2. Full colour (Alu)

- 05 – amber
- 06 – platinum
- 07 – carbon

3. Full colour (Brass)

- 33 – nature*
- 34 – antique*
- 35 – night*

Note:

Dark grey textile cable included

OPTIONAL LENSES (N/A 1A15.6037.xx66.00 | 1A15.6037.xx66.01)

- 1AL.B01 – 18° lens
- 1AL.B03 – 50° lens

OPTIONAL ACCESSORIES (sold separately)

Output (not in combination with Canopy)

- Storm Small Output – 1A00.0500.xx ➤
- Storm Medium Output – 1A01.0500.xx ➤

Canopy (for low voltage installations and remote driver)

- Canopy C120 Junction & Remote – 1A13.6543.xx15 ➤

GUIDES

- Bell P | Datasheet ➤
- Bell P Skirt | Datasheet ➤

(*) Brass is a natural product and colour will change over time


BELL P LEATHER 125 | 250 | 375



Project: Selected Car Group | Architect: Laban Arkitektter | Lighting design: ONE A | Photography: Jacob Due



Project: ONE A Showroom | Lighting design: ONE A



Project: ONE A Showroom | Lighting design: ONE A

The BELL P Leather Pendant is part of the BELL Collection, a versatile range of thoughtfully designed lighting solutions.

Available in three lengths, it features a sleek and slender aluminium or brass body paired with a beautifully hand-wrapped leather cord, combining elegance with craftsmanship. Honeycombs in the lamp heads minimize glare, providing comfortable, focused illumination.

The pendant's refined design brings calm to any space while harmoniously enhancing the surrounding architecture, striking the perfect balance between accentuating and complementing its environment.

PRODUCT NO.

SUITABLE DRIVER / CANOPY (sold separately)



BELL P LEATHER 125



CC – Constant Current

- 1A15.6040.xx65.00zz - 130mA | 2700K | 30°
- 1A15.6040.xx67.00zz - 130mA | 3000K | 30°

- 1AD.420PC20.DS - Phasecut Driver ➤
- 1AD.420DA20.DS - Dali Driver ➤
- 1A13.6543.xx19 | Canopy | CC DIM PC ➤

- 1A15.6040.xx66.00zz - 270mA | 3000-1800K | 24°

- 1AD.420PC20.DS - Phasecut Driver ➤
- 1AD.420DA20.DS - Dali Driver ➤
- 1A13.6543.xx16 | Canopy | CC D2W PC ➤



BELL P LEATHER 250




CC – Constant Current

- 1A15.6041.xx65.00zz - 130mA | 2700K | 30°
- 1A15.6041.xx67.00zz - 130mA | 3000K | 30°

- 1AD.420PC20.DS - Phasecut Driver ➤
- 1AD.420DA20.DS - Dali Driver ➤
- 1A13.6543.xx19 | Canopy | CC DIM PC ➤

- 1A15.6041.xx66.00zz - 270mA | 3000-1800K | 24°

- 1AD.420PC20.DS - Phasecut Driver ➤
- 1AD.420DA20.DS - Dali Driver ➤
- 1A13.6543.xx16 | Canopy | CC D2W PC ➤



BELL P LEATHER 375



CC – Constant Current

- 1A15.6042.xx65.00zz - 130mA | 2700K | 30°
- 1A15.6042.xx67.00zz - 130mA | 3000K | 30°

- 1AD.420PC20.DS - Phasecut Driver ➤
- 1AD.420DA20.DS - Dali Driver ➤
- 1A13.6543.xx19 | Canopy | CC DIM PC ➤

- 1A15.6042.xx66.00zz - 270mA | 3000-1800K | 24°

- 1AD.420PC20.DS - Phasecut Driver ➤
- 1AD.420DA20.DS - Dali Driver ➤
- 1A13.6543.xx16 | Canopy | CC D2W PC ➤

XX – FINISH CODES

1. Full colour (Alu)

- 92 – black pearl
- 08 – mouse grey
- 09 – earth

2. Full colour (Alu)

- 05 – amber
- 06 – platinum
- 07 – carbon

3. Full colour (Brass)

- 33 – nature*
- 34 – antique*
- 35 – night*

ZZ – FINISH CODES

- 92 – black leather

- 95 – dark brown leather

- 94 – tan leather Please note - variations will occur!

- 96 – green leather

Note:

Dark grey textile cable included

OPTIONAL LENSES (N/A 1A15.6040.xx66.00zz | 1A15.6041.xx66.00zz | 1A15.6042.xx66.00zz)

- 1AL.B01 – 18° lens
- 1AL.B03 – 50° lens

OPTIONAL ACCESSORIES (sold separately)

Output (not in combination with Canopy)

- Storm Small Output – 1A00.0500.xx ➤
- Storm Medium Output – 1A01.0500.xx ➤

Canopy (for low voltage installations and remote driver)

- Canopy C120 Junction & Remote – 1A13.6543.xx15 ➤

GUIDES

Bell P Leather | Datasheet ➤

(*) Brass is a natural product and colour will change over time

BELL P LEATHER 125 | 250 | 375 SKIRT



Project: Barn T | Interior Design: Anne-Catherine Ramboux | Photography: Cefine



Project: ONE A Showroom | Lighting design: ONE A



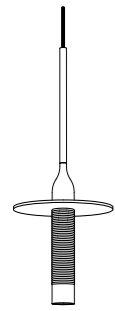
The BELL P Leather Skirt is part of the BELL Collection, a versatile range of thoughtfully designed lighting solutions.

The BELL P Leather Skirt Pendant builds on the elegance of the BELL P Leather, featuring a sleek, slender aluminium or brass body paired with a hand-wrapped leather cord. An elegant flat disc crowns the top of the pendant, adding a refined architectural touch.

Honeycombs in the lamp heads minimize glare, providing focused, comfortable illumination. The design brings calm and harmony to any space, perfectly balancing accent and architectural presence.

PRODUCT NO.

SUITABLE DRIVER / CANOPY (sold separately)



BELL P LEATHER 125 SKIRT



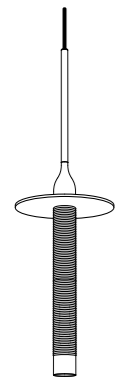
CC – Constant Current

- 1A15.6040.xx65.01zz – 130mA | 2700K | 30°
- 1A15.6040.xx67.01zz – 130mA | 3000K | 30°

- 1AD.420PC20.DS – Phasecut Driver ➤
- 1AD.420DA20.DS – Dali Driver ➤
- 1A13.6543.xx19 | Canopy | CC DIM PC ➤

- 1A15.6040.xx66.01zz – 270mA | 3000-1800K | 24°

- 1AD.420PC20.DS – Phasecut Driver ➤
- 1AD.420DA20.DS – Dali Driver ➤
- 1A13.6543.xx16 | Canopy | CC D2W PC ➤



BELL P LEATHER 250 SKIRT



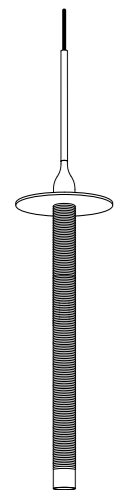
CC – Constant Current

- 1A15.6041.xx65.01zz – 130mA | 2700K | 30°
- 1A15.6041.xx67.01zz – 130mA | 3000K | 30°

- 1AD.420PC20.DS – Phasecut Driver ➤
- 1AD.420DA20.DS – Dali Driver ➤
- 1A13.6543.xx19 | Canopy | CC DIM PC ➤

- 1A15.6041.xx66.01zz – 270mA | 3000-1800K | 24°

- 1AD.420PC20.DS – Phasecut Driver ➤
- 1AD.420DA20.DS – Dali Driver ➤
- 1A13.6543.xx16 | Canopy | CC D2W PC ➤



BELL P LEATHER 375 SKIRT



CC – Constant Current

- 1A15.6042.xx65.01zz – 130mA | 2700K | 30°
- 1A15.6042.xx67.01zz – 130mA | 3000K | 30°

- 1AD.420PC20.DS – Phasecut Driver ➤
- 1AD.420DA20.DS – Dali Driver ➤
- 1A13.6543.xx19 | Canopy | CC DIM PC ➤

- 1A15.6042.xx66.01zz – 270mA | 3000-1800K | 24°

- 1AD.420PC20.DS – Phasecut Driver ➤
- 1AD.420DA20.DS – Dali Driver ➤
- 1A13.6543.xx16 | Canopy | CC D2W PC ➤

XX – FINISH CODES

1. Full colour (Alu)

- 92 – black pearl
- 08 – mouse grey
- 09 – earth

2. Full colour (Alu)

- 05 – amber
- 06 – platinum
- 07 – carbon

3. Full colour (Brass)

- 33 – nature*
- 34 – antique*
- 35 – night*

ZZ – FINISH CODES

- 92 – black leather
- 94 – tan leather Please note - variations will occur!

- 95 – dark brown leather
- 96 – green leather

Note:

Dark grey textile cable included

OPTIONAL LENSES (N/A 1A15.6040.xx66.01zz | 1A15.6041.xx66.01zz | 1A15.6042.xx66.01zz)

- 1AL.B01 – 18° lens
- 1AL.B03 – 50° lens

OPTIONAL ACCESSORIES (sold separately)

Output (not in combination with Canopy)

- Storm Small Output – 1A00.0500.xx ➤
- Storm Medium Output – 1A01.0500.xx ➤

Canopy (for low voltage installations and remote driver)

- Canopy C120 Junction & Remote – 1A13.6543.xx15 ➤

GUIDES


- Bell P Leather Skirt | Datasheet ➤

(*) Brass is a natural product and colour will change over time


BELL P Briad 125 | 250 | 375



Project: Private Residence | Lighting design: ONE A



Project: ONE A Showroom | Lighting design: ONE A



The BELL P Braid pendant is part of the BELL Collection. A collection that includes a broad range of special designed products.

Carefully integrated into the vertical stem of selected luminaires, the braided leather invites a tactile experience that feels as intentional as it looks – adding warmth, contrast, and artisanal refinement to sculptural forms.

Perfect for residential interiors, boutique settings, and curated spaces, it marks the beginning of a refined new chapter in ONE A's material universe.

The BELL P Braid is available in three different lengths, it consists of an aluminum or brass body, featuring hand-braided leather detailing as both a tactile and visual accent.

The Braided Leather detail is offered in seven exclusive leather colours, curated to enrich a wide range of interior expressions – from soft naturals to bold, characterful tones. Which allows for an elegant combination of textures and tone when combined with a selection of refined metal finishes

PRODUCT NO.

SUITABLE DRIVER / CANOPY (sold separately)



BELL P BRAID 125



CC – Constant Current

- 1A15.6060.xx65.00zz - 130mA | 2700K | 30°
- 1A15.6060.xx67.00zz - 130mA | 3000K | 30°

- 1AD.420PC20.DS - Phasecut Driver ➤
- 1AD.420DA20.DS - Dali Driver ➤
- 1A13.6543.xx19 | Canopy | CC DIM PC ➤

- 1A15.6060.xx66.00zz - 270mA | 3000-1800K | 24°

- 1AD.420PC20.DS - Phasecut Driver ➤
- 1AD.420DA20.DS - Dali Driver ➤
- 1A13.6543.xx16 | Canopy | CC D2W PC ➤



BELL P BRAID 250



CC – Constant Current

- 1A15.6061.xx65.00zz - 130mA | 2700K | 30°
- 1A15.6061.xx67.00zz - 130mA | 3000K | 30°

- 1AD.420PC20.DS - Phasecut Driver ➤
- 1AD.420DA20.DS - Dali Driver ➤
- 1A13.6543.xx19 | Canopy | CC DIM PC ➤

- 1A15.6061.xx66.00zz - 270mA | 3000-1800K | 24°

- 1AD.420PC20.DS - Phasecut Driver ➤
- 1AD.420DA20.DS - Dali Driver ➤
- 1A13.6543.xx16 | Canopy | CC D2W PC ➤



BELL P BRAID 375



CC – Constant Current

- 1A15.6062.xx65.00zz - 130mA | 2700K | 30°
- 1A15.6062.xx67.00zz - 130mA | 3000K | 30°

- 1AD.420PC20.DS - Phasecut Driver ➤
- 1AD.420DA20.DS - Dali Driver ➤
- 1A13.6543.xx19 | Canopy | CC DIM PC ➤

- 1A15.6062.xx66.00zz - 270mA | 3000-1800K | 24°

- 1AD.420PC20.DS - Phasecut Driver ➤
- 1AD.420DA20.DS - Dali Driver ➤
- 1A13.6543.xx16 | Canopy | CC D2W PC ➤

XX – FINISH CODES

1. Full colour (Alu)

- 92 – black pearl
- 08 – mouse grey
- 09 – earth

2. Full colour (Alu)

- 05 – amber
- 06 – platinum
- 07 – carbon

3. Full colour (Brass)

- 33 – nature*
- 34 – antique*
- 35 – night*

ZZ – FINISH CODES

- 81 – pink

- 84 – camel
Please note – variations will occur!

- 87 – slate

- 82 – midnight

- 85 – chestnut

- 83 – sienna

- 86 – olive

Note:

Dark grey textile cable included

OPTIONAL LENSES (N/A 1A15.6060.xx66.00zz | 1A15.6061.xx66.00zz | 1A15.6062.xx66.00zz)

1AL.B01 – 18° lens

1AL.B03 – 50° lens

OPTIONAL ACCESSORIES (sold separately)

Output (not in combination with Canopy)

- Storm Small Output – 1A00.0500.xx ➤
- Storm Medium Output – 1A01.0500.xx ➤

Canopy (for low voltage installations and remote driver)

- Canopy C120 Junction & Remote – 1A13.6543.xx15 ➤

GUIDES

Bell P Braid | Datasheet ➤

(*) Brass is a natural product and colour will change over time

BELL P BRIAID 125 | 250 | 375 SKIRT



Project: ONE A Showroom | Lighting design: ONE A



Project: ONE A Showroom | Lighting design: ONE A



The BELL P Braid Skirt builds on the refined design of the BELL P Braid, featuring a sleek aluminum or brass body with hand-braided leather carefully integrated into the vertical stem. An elegant flat disc crowns the top of the pendant, adding a subtle architectural accent.

The braided leather invites a tactile experience that feels as intentional as it looks, bringing warmth, contrast, and artisanal refinement to the sculptural form.

Available in three lengths and seven exclusive leather colors, it allows for sophisticated combinations of texture and metal finishes, making it perfect for residential interiors, boutique settings, and curated spaces.

PRODUCT NO.

SUITABLE DRIVER / CANOPY (sold separately)



BELL P BRAID 125 SKIRT



CC – Constant Current

- 1A15.6060.xx65.01zz - 130mA | 2700K | 30°
- 1A15.6060.xx67.01zz - 130mA | 3000K | 30°

- 1AD.420PC20.DS - Phasecut Driver ➤
- 1AD.420DA20.DS - Dali Driver ➤
- 1A13.6543.xx19 | Canopy | CC DIM PC ➤

- 1A15.6060.xx66.01zz - 270mA | 3000-1800K | 24°

- 1AD.420PC20.DS - Phasecut Driver ➤
- 1AD.420DA20.DS - Dali Driver ➤
- 1A13.6543.xx16 | Canopy | CC D2W PC ➤



BELL P BRAID 250 SKIRT



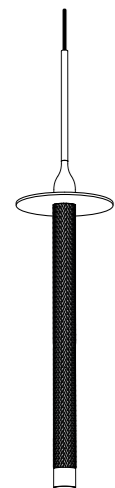
CC – Constant Current

- 1A15.6061.xx65.01zz - 130mA | 2700K | 30°
- 1A15.6061.xx67.01zz - 130mA | 3000K | 30°

- 1AD.420PC20.DS - Phasecut Driver ➤
- 1AD.420DA20.DS - Dali Driver ➤
- 1A13.6543.xx19 | Canopy | CC DIM PC ➤

- 1A15.6061.xx66.01zz - 270mA | 3000-1800K | 24°

- 1AD.420PC20.DS - Phasecut Driver ➤
- 1AD.420DA20.DS - Dali Driver ➤
- 1A13.6543.xx16 | Canopy | CC D2W PC ➤



BELL P BRAID 375 SKIRT



CC – Constant Current

- 1A15.6062.xx65.01zz - 130mA | 2700K | 30°
- 1A15.6062.xx67.01zz - 130mA | 3000K | 30°

- 1AD.420PC20.DS - Phasecut Driver ➤
- 1AD.420DA20.DS - Dali Driver ➤
- 1A13.6543.xx19 | Canopy | CC DIM PC ➤

- 1A15.6062.xx66.01zz - 270mA | 3000-1800K | 24°

- 1AD.420PC20.DS - Phasecut Driver ➤
- 1AD.420DA20.DS - Dali Driver ➤
- 1A13.6543.xx16 | Canopy | CC D2W PC ➤

XX – FINISH CODES

1. Full colour (Alu)

- 92 – black pearl
- 08 – mouse grey
- 09 – earth

2. Full colour (Alu)

- 05 – amber
- 06 – platinum
- 07 – carbon

3. Full colour (Brass)

- 33 – nature*
- 34 – antique*
- 35 – night*

ZZ – FINISH CODES

- 81 – pink

- 84 – camel
Please note – variations will occur!

- 87 – slate

- 82 – midnight

- 85 – chestnut

- 83 – sienna

- 86 – olive

Note:

Dark grey textile cable included

OPTIONAL LENSES (N/A 1A15.6060.xx66.01zz | 1A15.6061.xx66.01zz | 1A15.6062.xx66.01zz)

1AL.B01 – 18° lens

1AL.B03 – 50° lens

OPTIONAL ACCESSORIES (sold separately)

Output (not in combination with Canopy)

- Storm Small Output – 1A00.0500.xx ➤
- Storm Medium Output – 1A01.0500.xx ➤

Canopy (for low voltage installations and remote driver)

- Canopy C120 Junction & Remote – 1A13.6543.xx15 ➤

GUIDES


Bell P Braid Skirt | Datasheet ➤

(*) Brass is a natural product and colour will change over time

BELL ALABAST 400 + SKIRT



Project: Perronet B | Architect: Kelly Boukobza | Lighting Design: Lune Eclairage



Project: Perronet B | Architect: Kelly Boukobza | Lighting Design: Lune Eclairage



Project: ONE A Showroom | Lighting design: ONE A

Bell P Alabast 400 and Bell P Alabast 400 Skirt pendants are part of the BELL Collection.

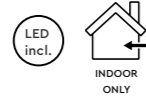
Each pendant features an aluminium or brass head paired with a solid alabaster body. A soft, elegant light is gently diffused through the alabaster stone, creating a warm and inviting atmosphere. As a natural material, the alabaster displays unique veining and subtle markings, ensuring that every pendant is one of a kind and adding depth and character to the design.

The BELL P Alabast 400 Skirt is distinguished by an elegant flat disc at the top of the pendant, adding a refined architectural accent to the design.

PRODUCT NO.

SUITABLE DRIVER / CANOPY (sold separately)

BELL P ALABAST 400



CV – Constant Voltage

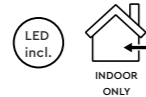
- 1A15.6038.xx05.00 – 24Vdc | 2700K

1AD.CV24PC24 – Phasecut Driver ➤

1AD.CV24DA24 – Dali Driver ➤

1A13.6543.xx05 – Canopy | Phasecut driver included ➤

BELL P ALABAST 400 SKIRT



CV – Constant Voltage

- 1A15.6038.xx05.01 – 24Vdc | 2700K

1AD.CV24PC24 – Phasecut Driver ➤

1AD.CV24DA24 – Dali Driver ➤

1A13.6543.xx05 – Canopy | Phasecut driver included ➤

XX – FINISH CODES

1. Full colour (Alu)

92 – black pearl

08 – mouse grey

09 – earth

2. Full colour (Alu)

05 – amber

06 – platinum

07 – carbon

3. Full colour (Brass)

33 – nature*

34 – antique*

35 – night*

Note:

Dark grey textile cable included
Please note! Natural stone – variations will occur!

OPTIONAL ACCESSORIES (sold separately)

Output (not in combination with Canopy)

- Storm Small Output – 1A00.0500.xx ➤
- Storm Medium Output – 1A01.0500.xx ➤

Canopy (for low voltage installations and remote driver)

- Canopy C120 Junction & Remote – 1A13.6543.xx15 ➤

GUIDES

Bell P Alabast 400 | Datasheet ➤

Bell P Alabast 400 Skirt | Datasheet ➤

(*) Brass is a natural product and colour will change over time


BELL ALABAST 800 + SKIRT



Project: ONE A Office | Lighting design: ONE A



Project: ONE A Showroom | Lighting design: ONE A



The BELL P Alabast 800 and BELL P Alabast 800 Skirt pendants are part of the BELL Collection.

The two slender alabaster tube are connected by a small aluminium or brass connector, the double-length design creates an elegant vertical expression while maintaining a light, architectural presence. Soft, diffused light is gently emitted through the natural alabaster

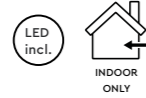
stone, whose distinctive veining and subtle markings ensure that each pendant is uniquely individual.

The BELL P Alabast 800 Skirt is further distinguished by an elegant flat disc at the top of the pendant, adding a refined architectural detail that completes the design.

PRODUCT NO.

SUITABLE DRIVER / CANOPY (sold separately)

BELL P ALABAST 800



CV – Constant Voltage

- 1A15.6039.xx05.00 – 24Vdc | 2700K

1AD.CV24PC24 – Phasecut Driver >

1AD.CV24DA24 – Dali Driver >

1A13.6543.xx05 – Canopy | Phasecut driver included >

BELL P ALABAST 400 SKIRT



CV – Constant Voltage

- 1A15.6039.xx05.01 – 24Vdc | 2700K

1AD.CV24PC24 – Phasecut Driver >

1AD.CV24DA24 – Dali Driver >

1A13.6543.xx05 – Canopy | Phasecut driver included >

XX – FINISH CODES

1. Full colour (Alu)

92 – black pearl

08 – mouse grey

09 – earth

2. Full colour (Alu)

05 – amber

06 – platinum

07 – carbon

3. Full colour (Brass)

33 – nature*

34 – antique*

35 – night*

Note:

Dark grey textile cable included
Please note! Natural stone – variations will occur!

OPTIONAL ACCESSORIES (sold separately)

Output (not in combination with Canopy)

- Storm Small Output – 1A00.0500.xx >
- Storm Medium Output – 1A01.0500.xx >

Canopy (for low voltage installations and remote driver)

- Canopy C120 Junction & Remote – 1A13.6543.xx15 >

GUIDES

Bell P Alabast 800 | Datasheet >

Bell P Alabast 800 Skirt | Datasheet >

(*) Brass is a natural product and colour will change over time


WALL




STORM MEDIUM >
light



STORM SMALL >
light



LW collection >




AW collection >



ART S200 >



ART M200 >



TRACK M200 >




TRACK S200D >



TRACK M200D >



PIN-UP >



BELL E >


LW COLLECTION



Project: Private Residence | Lighting Design: ONE A



Project: Private Residence | Lighting Design: ONE A

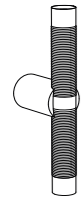


The LW L and LW T fixtures are designed for versatility, available in two distinctive shapes – the iconic L or the contemporary T – making them a seamless fit for any interior. The easy mounting unit ensures hassle-free installation, while the minimalistic plinth, crafted in aluminium or brass, provides a refined and understated foundation.

Each fixture features a slender body with a hand-wrapped leather cord detail which adds a tactile, luxurious feel. The collection is available in a variety of finish combinations for both the plinth and the leather, allowing tailored customization to complement any.

PRODUCT NO.

SUITABLE DRIVER (sold separately)



LW340T



CC - Constant Current

- 1A11.3850.xx65.30zz - 160mA | 2700K | 30°
- 1A11.3850.xx67.30zz - 160mA | 3000K | 30°

- 1AD.420PC20.DS - Phasecut Driver ➤
- 1AD.420DA20.DS - Dali Driver ➤

- 1A11.3850.xx66.30zz - 270mA | 3000-1800K | 24°

- 1AD.420PC20.DS - Phasecut Driver ➤
- 1AD.420DA20.DS - Dali Driver ➤

MV - Mains Voltage

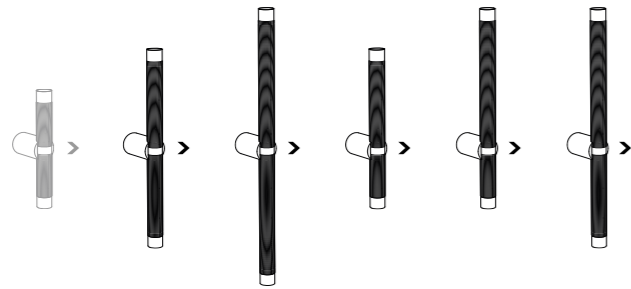
- 1A11.3850.xx95.30zz - AC200-240V | 2700K | 30°
- 1A11.3850.xx97.30zz - AC200-240V | 3000K | 30°

N/A

- 1A11.3850.xx96.30zz - AC200-240V | 3000-1800K | 24°

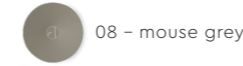
N/A

ALL LW VERSIONS



XX - FINISH CODES

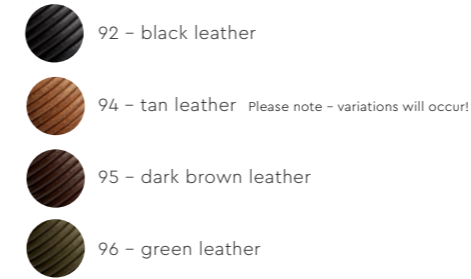
1. Full colour (Alu)



2. Full colour (Brass)



ZZ - FINISH CODES



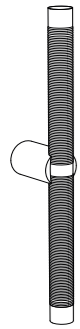
GUIDES

LW340T | Datasheet ➤

(*) Brass is a natural product and colour will change over time

PRODUCT NO.

SUITABLE DRIVER (sold separately)



LW590T



CC - Constant Current

- 1A11.3851.xx65.30ZZ - 160mA | 2700K | 30°
- 1A11.3851.xx67.30ZZ - 160mA | 3000K | 30°

- 1AD.420PC20.DS - Phasecut Driver ➤
- 1AD.420DA20.DS - Dali Driver ➤

- 1A11.3851.xx66.30ZZ - 270mA | 3000-1800K | 24°

- 1AD.420PC20.DS - Phasecut Driver ➤
- 1AD.420DA20.DS - Dali Driver ➤

MV - Mains Voltage

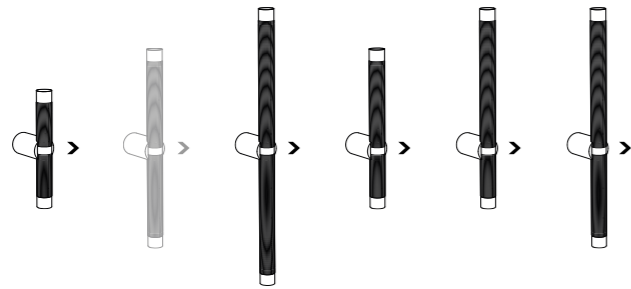
- 1A11.3851.xx95.30ZZ - AC200-240V | 2700K | 30°
- 1A11.3851.xx97.30ZZ - AC200-240V | 3000K | 30°

N/A

- 1A11.3851.xx96.30ZZ - AC200-240V | 3000-1800K | 24°

N/A

ALL LW VERSIONS



XX - FINISH CODES

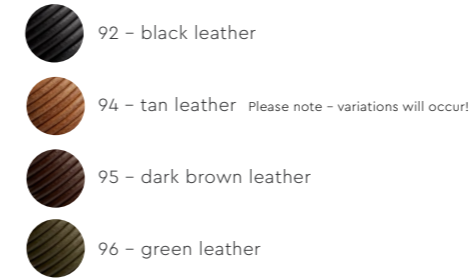
1. Full colour (Alu)



2. Full colour (Brass)



ZZ - FINISH CODES



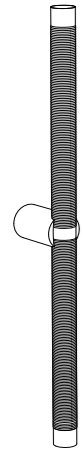
GUIDES

LW590T | Datasheet ➤

(*) Brass is a natural product and colour will change over time

PRODUCT NO.

SUITABLE DRIVER (sold separately)



LW840T



CC - Constant Current

- 1A11.3852.xx65.30ZZ - 160mA | 2700K | 30°
- 1A11.3852.xx67.30ZZ - 160mA | 3000K | 30°

- 1AD.420PC20.DS - Phasecut Driver ➤
- 1AD.420DA20.DS - Dali Driver ➤

- 1A11.3852.xx66.30ZZ - 270mA | 3000-1800K | 24°

- 1AD.420PC20.DS - Phasecut Driver ➤
- 1AD.420DA20.DS - Dali Driver ➤

MV - Mains Voltage

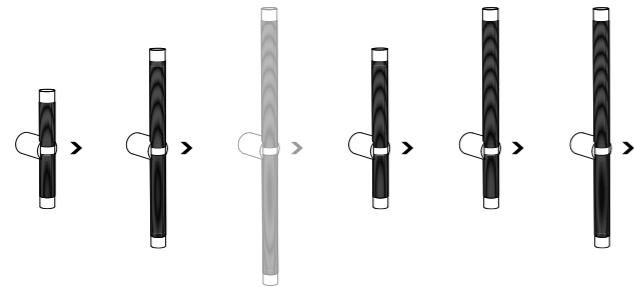
- 1A11.3852.xx95.30ZZ - AC200-240V | 2700K | 30°
- 1A11.3852.xx97.30ZZ - AC200-240V | 3000K | 30°

N/A

- 1A11.3852.xx96.30ZZ - AC200-240V | 3000-1800K | 24°


N/A

ALL LW VERSIONS



XX - FINISH CODES

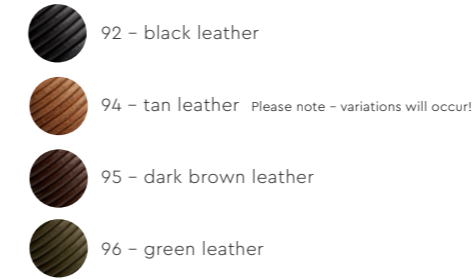
1. Full colour (Alu)



2. Full colour (Brass)



ZZ - FINISH CODES



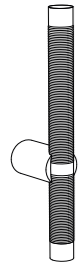
GUIDES

LW840T | Datasheet ➤

(*) Brass is a natural product and colour will change over time

PRODUCT NO.

SUITABLE DRIVER (sold separately)



LW465L



CC - Constant Current

- 1A11.3853.xx65.30ZZ - 160mA | 2700K | 30°
- 1A11.3853.xx67.30ZZ - 160mA | 3000K | 30°

- 1AD.420PC20.DS - Phasecut Driver ➤
- 1AD.420DA20.DS - Dali Driver ➤

- 1A11.3853.xx66.30ZZ - 270mA | 3000-1800K | 24°

- 1AD.420PC20.DS - Phasecut Driver ➤
- 1AD.420DA20.DS - Dali Driver ➤

MV - Mains Voltage

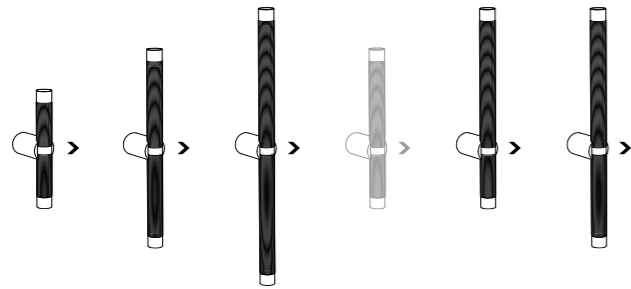
- 1A11.3853.xx95.30ZZ - AC200-240V | 2700K | 30°
- 1A11.3853.xx97.30ZZ - AC200-240V | 3000K | 30°

N/A

- 1A11.3853.xx96.30ZZ - AC200-240V | 3000-1800K | 24°

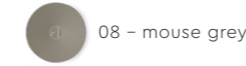
N/A

ALL LW VERSIONS



XX - FINISH CODES

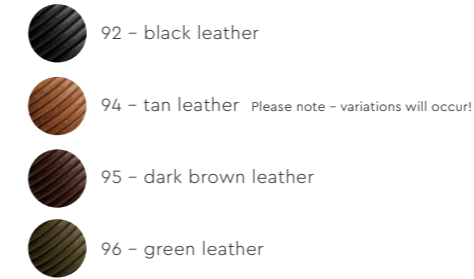
1. Full colour (Alu)



2. Full colour (Brass)



ZZ - FINISH CODES




GUIDES

LW465L | Datasheet ➤

(*) Brass is a natural product and colour will change over time

PRODUCT NO.

SUITABLE DRIVER (sold separately)



LW590L



CC - Constant Current

- 1A11.3854.xx65.30ZZ - 160mA | 2700K | 30°
- 1A11.3854.xx67.30ZZ - 160mA | 3000K | 30°

- 1AD.420PC20.DS - Phasecut Driver ➤
- 1AD.420DA20.DS - Dali Driver ➤

- 1A11.3854.xx66.30ZZ - 270mA | 3000-1800K | 24°

- 1AD.420PC20.DS - Phasecut Driver ➤
- 1AD.420DA20.DS - Dali Driver ➤

MV - Mains Voltage

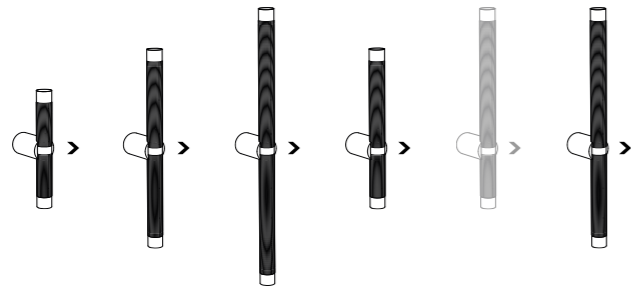
- 1A11.3854.xx95.30ZZ - AC200-240V | 2700K | 30°
- 1A11.3854.xx97.30ZZ - AC200-240V | 3000K | 30°

N/A

- 1A11.3854.xx96.30ZZ - AC200-240V | 3000-1800K | 24°

N/A

ALL LW VERSIONS



XX - FINISH CODES

1. Full colour (Alu)

- 08 - mouse grey

2. Full colour (Brass)

- 33 - nature*
- 34 - antique*
- 35 - night*

ZZ - FINISH CODES

- 92 - black leather
- 94 - tan leather Please note - variations will occur!
- 95 - dark brown leather
- 96 - green leather

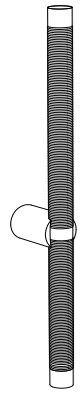
GUIDES

- LW590L | Datasheet ➤

(*) Brass is a natural product and colour will change over time

PRODUCT NO.

SUITABLE DRIVER (sold separately)



LW715L



CC - Constant Current

- 1A11.3855.xx65.30ZZ - 160mA | 2700K | 30°
- 1A11.3855.xx67.30ZZ - 160mA | 3000K | 30°

- 1AD.420PC20.DS - Phasecut Driver ➤
- 1AD.420DA20.DS - Dali Driver ➤

- 1A11.3855.xx66.30ZZ - 270mA | 3000-1800K | 24°

- 1AD.420PC20.DS - Phasecut Driver ➤
- 1AD.420DA20.DS - Dali Driver ➤

MV - Mains Voltage

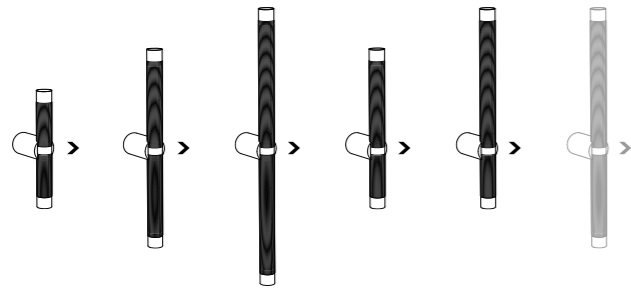
- 1A11.3855.xx95.30ZZ - AC200-240V | 2700K | 30°
- 1A11.3855.xx97.30ZZ - AC200-240V | 3000K | 30°

N/A

- 1A11.3855.xx96.30ZZ - AC200-240V | 3000-1800K | 24°

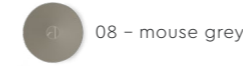
N/A

ALL LW VERSIONS



XX - FINISH CODES

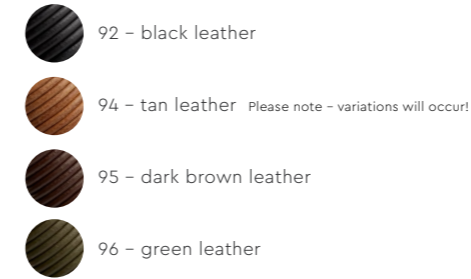
1. Full colour (Alu)



2. Full colour (Brass)



ZZ - FINISH CODES



GUIDES

LW715L | Datasheet ➤

(*) Brass is a natural product and colour will change over time


AW COLLECTION



Project: Private Residence | Architect: Tom Wellendorph | Lighting design: Møller & Rothe



Project: ONE A Office | Lighting Design: ONE A



Project: ONE A Office | Lighting Design: ONE A

The AW lamps are wall-mounted fixtures with LEDs integrated into a natural alabaster tube, delivering a uniform and continuous illumination through the stone. The tube is finely polished, resulting in a silky-soft surface that enhances the unique veining and structure of the natural stone. A slender aluminium or brass mounting plinth is softly rounded toward the alabaster, creating a precise and uninterrupted junction between the two materials. All visually

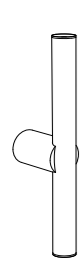
disturbing elements have been eliminated, resulting in a streamlined and distinctive lamp that appears to float.

The collection is available in three versions: the AW400L and AW400T, each with a 400 mm alabaster tube and a mounting plinth configured in either an L or T position, and the AW800, featuring an 800 mm alabaster tube.


PRODUCT NO.

SUITABLE DRIVER (sold separately)

XX – FINISH CODES



AW400T



CV – Constant Voltage

- 1A11.3847.xx05 - 24Vdc | 2700K

1AD.CV24PC24 - Phasecut Driver ➤

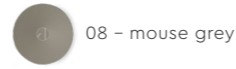
1AD.CV24DA24 - Dali Driver ➤

MV – Mains Voltage




- 1A11.3847.xx15 - AC200-240V | 2700K

N/A

1. Full colour (Alu)



2. Full colour (Brass)



Note:

Please note! Natural stone – variations will occur!

GUIDES


AW400T | Datasheet ➤

AW400L | Datasheet ➤

AW800 | Datasheet ➤



AW400L



CV – Constant Voltage

- 1A11.3848.xx05 - 24Vdc | 2700K

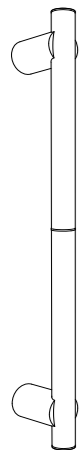
1AD.CV24PC24 - Phasecut Driver ➤

1AD.CV24DA24 - Dali Driver ➤

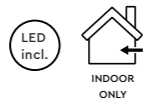
MV – Mains Voltage

- 1A11.3848.xx15 - AC200-240V | 2700K

N/A



AW800



CV – Constant Voltage

- 1A11.3849.xx05 - 24Vdc | 2700K

1AD.CV24PC24 - Phasecut Driver ➤

1AD.CV24DA24 - Dali Driver ➤

MV – Mains Voltage

- 1A11.3849.xx15 - AC200-240V | 2700K

N/A

(*) Brass is a natural product and colour will change over time

TABLE



JB ONE >




12HRS & 24HRS >

JB ONE

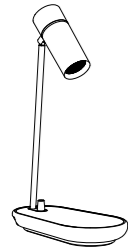


Project: Private Residence | Lighting Design: ONE A



JB ONE came to life through a desire to fulfill a specific need, yet kept within the ONE A aesthetics and sophisticated design philosophy.

While being a beautiful sculpture in itself, the JB ONE is a multifunctional lamp. When lit, it creates a cozy atmosphere providing a pleasant light for reading. Meanwhile it has an integrated phone charger, encased in a base milled to precision from a solid piece of aluminium and is available in elephant grey and gold with cross brushed finish.



PRODUCT NO.

JB ONE



- 1A13.4100.xx43.24

XX - FINISH CODES

1. Full colour (Alu)



57 - gold CB* ●

GUIDES

[JB ONE | Datasheet](#) >

● **Low Stock** - contact ONE A for more information

(*) Cross brushed finish

This document should not be printed, as it will be updated continuously

30 - 03 - 2026

12HRS & 24HRS



Project: Solebich | Interior: Solebich.de GmbH | Architect: Katharina Kassner | Photography: Benjamin Janzen

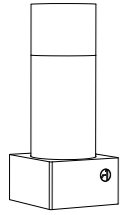


Project: LEGIO showroom | Lighting Design: LEGIO


12HRS & 24HRS are stylish portable battery lamps for the quality-conscious customer and will enrich any area with the feeling of the famous Danish "hygge".

A soft light shines through the alabaster stone, creating the same atmosphere as a burning candle.

12HRS & 24HRS are standalone products produced by ONE A – known for perfect proportions, elegance, extremely high manufacturing and handcrafted details – without compromise.



PRODUCT NO.



12HRS 
 • 1A12.5001.xx

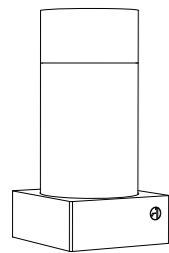
XX - FINISH CODES

1. Full colour (Alu)


-  56 - black CB* 
-  57 - gold CB* 
-  98 - silver 

GUIDES

- 12HRS | Datasheet 
- 24HRS | Datasheet 




PRODUCT NO.

24HRS 
 • 1A12.5101.xx

XX - FINISH CODES

1. Full colour (Alu)


- | | |
|--|--|
|  53 - elephant grey CB*  |  92 - black pearl  |
|  56 - black CB*  |  97 - gold  |
|  59 - bronze CB*  |  98 - silver  |
| |  99 - bronze  |

 **Low Stock** - contact ONE A for more information
 (*) Cross brushed finish


OUTDOOR



PIN-UP >



BELL E >



BELL G >


PIN-UP



Project: Private Residence | Lighting design: Bjarnhoff



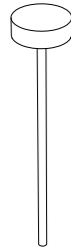
Project: ONE A Office | Lighting design: ONE A



Project: Private Residence | Lighting design: Bjarnhoff

Illuminate your outdoor spaces with PinUp, ideal for garden areas and walkways. The fixture can be mounted in a series of different ways; in the ground, above or under a surface and it can also be mounted on a wall.

The height of the Pinup can be reduced. This process must be done on site by the installer using a pipe cutter.



PRODUCT NO.

PIN-UP



- 1A10.3070.30

FINISH CODE



56 - black CB*

ADDITIONAL REQUIREMENTS

- 1A10.K80 - Ground Kit
- 1A10.K81 - Below Floor Kit
- 1A10.K82 - Above Floor Kit
- 1A10.K83 - Wall Kit

GUIDES

[PIN-UP | Datasheet](#) ➔


BELL E



Project: Private residence | Lighting design: ONE A



Project: Private residence | Lighting design: ONE A

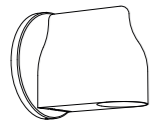


A compact outdoor wall lamp with a refined, extruded form. Bell E blends architectural simplicity with the iconic Bell design, offering soft and glare-free illumination. Ideal for façades, entrances, and narrow outdoor spaces.

Made from aluminium — all components feature a UV-resistant,

durable finish and are anodised to withstand even the harshest outdoor environments. Chosen for their durability and ability to age beautifully.

The clean geometry makes Bell E a natural fit for modern and minimal outdoor settings.



PRODUCT NO.

SUITABLE DRIVER (sold separately)

BELL E



CC – Constant Current

- 1A15.6735.xx65.18 – 130mA | 2700K | 18° lens
- 1A15.6735.xx65.30 – 130mA | 2700K | 30° lens
- 1A15.6735.xx65.50 – 130mA | 2700K | 50° lens

1AD.420PC20.DS – Phasecut Driver ➤

1AD.420DA20.DS – Dali Driver ➤

- 1A15.6735.xx67.18 – 130mA | 3000K | 18° lens
- 1A15.6735.xx67.30 – 130mA | 3000K | 30° lens
- 1A15.6735.xx67.50 – 130mA | 3000K | 50° lens

-
- 1A15.6735.xx66.24 – 270mA | 3000-1800K | 24° lens

1AD.420PC20.DS – Phasecut Driver ➤

1AD.420DA20.DS – Dali Driver ➤

MV – Mains Voltage

N/A

- 1A15.6735.xx95.18 – AC200-240V | 2700K | 18° lens
- 1A15.6735.xx95.30 – AC200-240V | 2700K | 30° lens
- 1A15.6735.xx95.50 – AC200-240V | 2700K | 50° lens


- 1A15.6735.xx97.18 – AC200-240V | 3000K | 18° lens
- 1A15.6735.xx97.30 – AC200-240V | 3000K | 30° lens
- 1A15.6735.xx97.50 – AC200-240V | 3000K | 50° lens

-
- 1A15.6735.xx96.24 – AC200-240V | 3000-1800K | 24° lens

N/A

XX – FINISH CODES

 92 – black pearl

 09 – earth

GUIDES

Bell E | Datasheet ➤

BELL G



Project: Private residence | Lighting design: ONE A



Project: Private residence | Lighting design: ONE A



A tall, ground-mounted outdoor lamp with a refined, vertical silhouette and a softly curved top arm. The distinctive Bell head adds a sculptural presence while providing gentle, downward light. Available in three heights — 100 cm (G10), 150 cm (G15), and 200 cm (G20).

Ideal for garden paths, driveways, and landscaped outdoor spaces.

Made from aluminium — all components feature a UV-resistant, durable finish and are anodised to withstand even the harshest outdoor environments. Ideal for garden paths, driveways, and landscaped outdoor spaces.

PRODUCT NO.

SUITABLE DRIVER (sold separately)

XX – FINISH CODES



BELL G10




CC – Constant Current

- 1A15.6837.xx65.10 – 130mA | 2700K | 50° lens
- 1A15.6837.xx67.10 – 130mA | 3000K | 50° lens

1AD.420PC20.DS – Phasecut Driver ➤

1AD.420DA20.DS – Dali Driver ➤

 92 – black pearl

 09 – earth

OPTIONAL LENSES

1AL.B01 – 18° lens **Price** DKK 80,-

1AL.B02 – 30° lens **Price** DKK 80,-

GUIDES

Bell G | Datasheet ➤



BELL G15



CC – Constant Current

- 1A15.6837.xx65.15 – 130mA | 2700K | 50° lens
- 1A15.6837.xx67.15 – 130mA | 3000K | 50° lens

1AD.420PC20.DS – Phasecut Driver ➤

1AD.420DA20.DS – Dali Driver ➤



BELL G20



CC – Constant Current

- 1A15.6837.xx65.20 – 130mA | 2700K | 50° lens
- 1A15.6837.xx67.20 – 130mA | 3000K | 50° lens

1AD.420PC20.DS – Phasecut Driver ➤

1AD.420DA20.DS – Dali Driver ➤

LIGHT ENGINES



5 W >
MR11 constant current



5 W >
MR16 constant current



9 W >
MR16 constant current



11 W >
MR16 constant current



15 W >
MR16 constant current



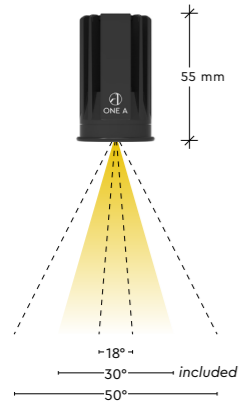
7 W >
MR16 constant voltage



8 W >
MR16 mains voltage



6 W >
MR16 mains voltage



General Specifications

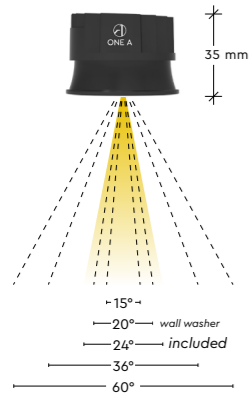
Supply Constant Current
 Size MR11
 Watt 5W

Guides

- ONE A Light Engine - Configuration >
- 1AL.01.XX | Datasheet >

PRODUCT NO.	SUITABLE LENSES <small>(sold separately)</small>	SUITABLE DRIVER <small>(sold separately)</small>	SUITABLE PRODUCTS <small>(sold separately)</small>
<ul style="list-style-type: none"> • 1AL.01.27 <p>Specifications 130mA 423 lm 90+ 2700K Dim 30° G</p>	1AL.B01 - 18° lens 1AL.B03 - 50° lens	1AD.420PC20.DS > 1AD.420DA20.DS >	Small Short > Small Long >
<ul style="list-style-type: none"> • 1AL.01.30 <p>Specifications 130mA 428 lm 90+ 3000K Dim 30° G</p>	1AL.B01 - 18° lens 1AL.B03 - 50° lens	1AD.420PC20.DS > 1AD.420DA20.DS >	Small Short > Small Long >
<ul style="list-style-type: none"> • 1AL.01.DW <p>Specifications 270mA 386 lm 90+ 3000-1800K Dim 24° G</p>	N/A	1AD.270PC06 > 1AD.420PC20.DS > 1AD.420DA20.DS >	Small Short > Small Long >





General Specifications

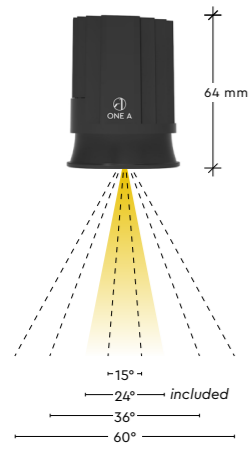
Supply Constant Current
 Size MR16
 Watt 5W

Guides

- ONE A Light Engine - Configuration >
- 1AL.30.XX | Datasheet >

PRODUCT NO.	SUITABLE LENSES (sold separately)	SUITABLE DRIVER (sold separately)	SUITABLE PRODUCTS (sold separately)	
<ul style="list-style-type: none"> • 1AL.30.27 <p>Specifications 130mA 492 lm 90+ 2700K Dim 24° F</p>	1AL.B20 - 15° lens 1AL.B22 - 36° lens 1AL.B23 - 60° lens 1AL.B30 - 20° wall washer	1AD.420PC20.DS > 1AD.420DA20.DS >	Medium Short 25 > Medium Long 25 > Medium Base 25 > Medium Direct > Medium Oval >	Medium Out 200 > Medium Out A45 > Small Direct > ART M200 >
<ul style="list-style-type: none"> • 1AL.30.30 <p>Specifications 130mA 528 lm 90+ 3000K Dim 24° F</p>	1AL.B20 - 15° lens 1AL.B22 - 36° lens 1AL.B23 - 60° lens 1AL.B30 - 20° wall washer	1AD.420PC20.DS > 1AD.420DA20.DS >	Medium Short 25 > Medium Long 25 > Medium Base 25 > Medium Direct > Medium Oval >	Medium Out 200 > Medium Out A45 > Small Direct > ART M200 >
<ul style="list-style-type: none"> • 1AL.30.DW <p>Specifications 270mA 398 lm 90+ 3000-1800K Dim 24° G</p>	1AL.B20 - 15° lens 1AL.B22 - 36° lens 1AL.B23 - 60° lens	1AD.270PC06 > 1AD.420PC20.DS > 1AD.420DA20.DS >	Medium Short 25 > Medium Long 25 > Medium Base 25 > Medium Direct > Medium Oval >	Medium Out 200 > Medium Out A45 > Small Direct > ART M200 >





General Specifications

Supply Constant Current
 Size MR16
 Watt 9W

Guides

[ONE A Light Engine - Configuration](#) ➤
[1AL.33.TW | Datasheet](#) ➤

PRODUCT NO.

- 1AL.33.TW

Specifications

500mA | 730 lm | 90+ | 4000-1800K | Dim | 24° | G

SUITABLE LENSES (sold separately)

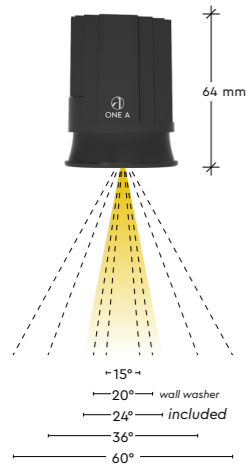
- 1AL.B20 - 15° lens
- 1AL.B22 - 36° lens
- 1AL.B23 - 60° lens

SUITABLE DRIVER (sold separately)

- [1AD.500DA20.DS](#) ➤

SUITABLE PRODUCTS (sold separately)

- [Medium Short 25](#) ➤
- [Medium Long 25](#) ➤
- [Medium Base 25](#) ➤
- [Medium Direct](#) ➤
- [Small Direct](#) ➤



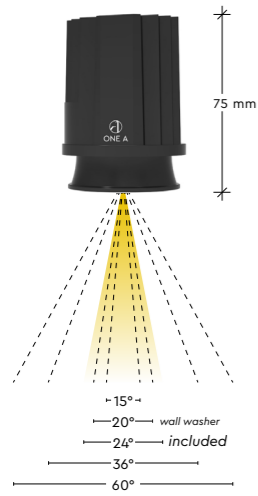
General Specifications

Supply Constant Current
 Size MR16
 Watt 11W

Guides

ONE A Light Engine - Configuration >
 1AL.34.XX | Datasheet >

PRODUCT NO.	SUITABLE LENSES (sold separately)	SUITABLE DRIVER (sold separately)	SUITABLE PRODUCTS (sold separately)	
<ul style="list-style-type: none"> 1AL.34.27 <p>Specifications 300mA 1038 lm 90+ 2700K Dim 24° G</p>	1AL.B20 - 15° lens 1AL.B22 - 36° lens 1AL.B23 - 60° lens 1AL.B30 - 20° wall washer	1AD.300PC13 > 1AD.420PC20.DS > 1AD.420DA20.DS >	Medium Short 25 > Medium Long 25 > Medium Base 25 > Medium Direct >	Medium Out 200 > Medium Out A45 > Small Direct > ART M200 >
<ul style="list-style-type: none"> 1AL.34.30 <p>Specifications 300mA 1189 lm 90+ 3000K Dim 24° F</p>	1AL.B20 - 15° lens 1AL.B22 - 36° lens 1AL.B23 - 60° lens 1AL.B30 - 20° wall washer	1AD.300PC13 > 1AD.420PC20.DS > 1AD.420DA20.DS >	Medium Short 25 > Medium Long 25 > Medium Base 25 > Medium Direct >	Medium Out 200 > Medium Out A45 > Small Direct > ART M200 >
<ul style="list-style-type: none"> 1AL.34.DW <p>Specifications 300mA 886 lm 90+ 3000-2000K Dim 24° G</p>	1AL.B20 - 15° lens 1AL.B22 - 36° lens 1AL.B23 - 60° lens	1AD.300PC13 > 1AD.420PC20.DS > 1AD.420DA20.DS >	Medium Short 25 > Medium Long 25 > Medium Base 25 > Medium Direct >	Medium Out 200 > Medium Out A45 > Small Direct > ART M200 >
<ul style="list-style-type: none"> 1AL.34.TW <p>Specifications 300mA 1002 lm 95+ 6500-2700K Dim 24° G</p>	1AL.B20 - 15° lens 1AL.B22 - 36° lens 1AL.B23 - 60° lens	1AD.500DA20.DS >	Medium Short 25 > Medium Long 25 > Medium Base 25 > Medium Direct >	Small Direct >



General Specifications

Supply Constant Current
 Size MR16
 Watt 15W

Guides

[ONE A Light Engine - Configuration](#) ➤
[1AL.38.30 | Datasheet](#) ➤

PRODUCT NO.

- 1AL.38.30

Specifications

420mA | 1464 lm | 90+ | 3000K | Dim | 24° | F

SUITABLE LENSES (sold separately)

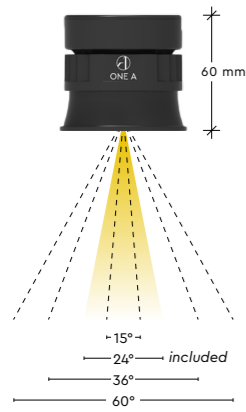
- 1AL.B20 - 15° lens
- 1AL.B22 - 36° lens
- 1AL.B23 - 60° lens
- 1AL.B30 - 20° wall washer

SUITABLE DRIVER (sold separately)

- [1AD.420PC18](#) ➤
- [1AD.420PC20.DS](#) ➤
- [1AD.420DA20.DS](#) ➤

SUITABLE PRODUCTS (sold separately)

- [Medium Short 25](#) ➤
- [Medium Direct](#) ➤
- [ART M200](#) ➤



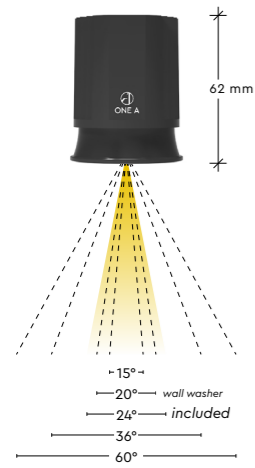
General Specifications

Supply Constant Voltage
 Size MR16
 Watt 7W

Guides

[ONE A Light Engine - Configuration](#) ➤
[1AL.50.XX | Datasheet](#) ➤

PRODUCT NO.	SUITABLE LENSES (sold separately)	SUITABLE DRIVER (sold separately)	SUITABLE PRODUCTS (sold separately)	
<ul style="list-style-type: none"> 1AL.50.27 <p>Specifications DC24V 564 lm 90+ 2700K Dim 24° G</p>	1AL.B20 - 15° lens 1AL.B22 - 36° lens 1AL.B23 - 60° lens 1AL.B30 - 20° wall washer	1AD.CV24PC24 ➤ 1AD.CV24DA24 ➤ 1AD.CV24DA120 ➤	Medium Short 25 ➤ Medium Long 25 ➤ Medium Base 25 ➤ Medium Direct ➤ Medium Oval ➤	Medium Out 200 ➤ Medium Out A45 ➤ Small Direct ➤ ART M200 ➤
<ul style="list-style-type: none"> 1AL.50.30 <p>Specifications DC24V 592 lm 90+ 3000K Dim 24° G</p>	1AL.B20 - 15° lens 1AL.B22 - 36° lens 1AL.B23 - 60° lens 1AL.B30 - 20° wall washer	1AD.CV24PC24 ➤ 1AD.CV24DA24 ➤ 1AD.CV24DA120 ➤	Medium Short 25 ➤ Medium Long 25 ➤ Medium Base 25 ➤ Medium Direct ➤ Medium Oval ➤	Medium Out 200 ➤ Medium Out A45 ➤ Small Direct ➤ ART M200 ➤



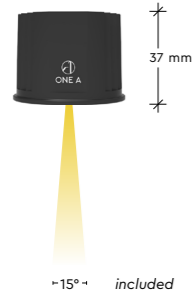
General Specifications

Supply Mains Voltage
 Size MR16
 Watt 8W

Guides

ONE A Light Engine - Configuration ➤
 1AL.20.XX | Datasheet ➤

PRODUCT NO.	SUITABLE LENSES (sold separately)	SUITABLE PRODUCTS (sold separately)		
<ul style="list-style-type: none"> 1AL.20.27 <p>Specifications AC200-240V 704 lm 90+ 2700K Dim 24° F</p>	1AL.B20 - 15° lens 1AL.B22 - 36° lens 1AL.B23 - 60° lens 1AL.B30 - 20° wall washer	Medium Short 25 ➤ Medium Long 25 ➤ Medium Base 25 ➤ Medium Direct ➤	Medium Out 200 ➤ Medium Out A45 ➤ Small Direct ➤ ART M200 ➤	TRACK M200 ➤
<ul style="list-style-type: none"> 1AL.20.30 <p>Specifications AC200-240V 725 lm 90+ 3000K Dim 24° F</p>	1AL.B20 - 15° lens 1AL.B22 - 36° lens 1AL.B23 - 60° lens 1AL.B30 - 20° wall washer	Medium Short 25 ➤ Medium Long 25 ➤ Medium Base 25 ➤ Medium Direct ➤	Medium Out 200 ➤ Medium Out A45 ➤ Small Direct ➤ ART M200 ➤	TRACK M200 ➤
<ul style="list-style-type: none"> 1AL.20.DW <p>Specifications AC200-240V 507 lm 90+ 2800-2000K Dim 24° G</p>	1AL.B20 - 15° lens 1AL.B22 - 36° lens 1AL.B23 - 60° lens	Medium Short 25 ➤ Medium Long 25 ➤ Medium Base 25 ➤ Medium Direct ➤	Medium Out 200 ➤ Medium Out A45 ➤ Small Direct ➤ ART M200 ➤	TRACK M200 ➤



General Specifications

Supply	Mains Voltage
Size	MR16
Watt	6W

Guides

- ONE A Light Engine - Configuration ➤
- 1AL.19.27.15 | Datasheet ➤

PRODUCT NO.

SUITABLE PRODUCTS (sold separately)

- 1AL.19.27.15

Medium Oval ➤

Specifications

AC200-240V | 379 lm | 90+ | 2700K | Dim | 15° | F

DRIVERS






PHASECUT >
constant current



DALI >
constant current




24Vdc >
constant voltage

PRODUCT NO.	SUITABLE LIGHT ENGINES <small>(sold separately)</small>	SUITABLE PRODUCTS <small>(sold separately)</small>						
 <ul style="list-style-type: none"> 1AD.420PC20.DS <p>Specifications 5-20W 130-420mA AC200-240V</p> <hr/> <p>Guides ONE A Light Engine - Configuration > Datasheet ></p>	<p>5W MR11 > 1AL.01.27 1AL.01.30</p>	<p>5W MR16 > 1AL.30.27 1AL.30.30 1AL.30.DW</p> <p>11W MR16 > 1AL.34.27 1AL.34.30 1AL.34.DW</p> <p>15W MR16 > 1AL.38.30</p>	<p>STORM SYSTEM Small Small Moon > Small Sun > Small Baster > Small Out 200 > Small Bell A45 > Small Out A45 ></p>	<p>STORM SYSTEM Medium Medium Moon > Medium Sun > Medium Hook > Medium Pluto > Medium Venus ></p> <p>FIXTURES ART S200 ></p>	<p>Pendant DP300 > Bell P > Bell P Skirt > Bell P Leather > Bell P Leather Skirt > Bell P Braid > Bell P Braid Skirt ></p>	<p>Wall LW340T > LW590T > LW840T > LW465L > LW590L > LW715L ></p>	<p>Outdoor Bell E > Bell G10 > Bell G15 > Bell G20 ></p>	
	 <ul style="list-style-type: none"> 1AD.210PC09 ● <p>Specifications 9W 210mA AC200-240V</p> <hr/> <p>Guides ONE A Light Engine - Configuration > Datasheet ></p>			<p>STORM SYSTEM Medium Medium Pluto > Medium Venus ></p>				
 <ul style="list-style-type: none"> 1AD.270PC06 ● <p>Specifications 6W 270mA AC200-240V</p> <hr/> <p>Guides ONE A Light Engine - Configuration > Datasheet ></p>		<p>5W MR11 > 1AL.01.DW</p>	<p>5W MR16 > 1AL.30.DW</p>	<p>STORM SYSTEM Small Small Out 200 - d2w > Small Bell A45 - d2w > Small Out A45- d2w ></p> <p>Fixtures ART S200 ></p>	<p>Pendant DP300 - cc d2w > Bell P - d2w > Bell P Skirt - d2w > Bell P Leather - d2w > Bell P Leather Skirt - d2w > Bell P Braid - d2w > Bell P Braid Skirt - d2w ></p>	<p>Wall LW340T - cc d2w > LW590T - cc d2w > LW840T - cc d2w > LW465L - cc d2w > LW590L - cc d2w > LW715L - cc d2w ></p>	<p>Outdoor Bell E ></p>	

● **Low Stock** - contact ONE A for more information

PRODUCT NO.

SUITABLE LIGHT ENGINES (sold separately)



- 1AD.300PC13 ●

Specifications

13W | 300mA | AC200-240V

Guides

[ONE A Light Engine - Configuration](#) ➤

[Datasheet](#) ➤

- 11W | MR16 ➤

[1AL.34.27](#)

[1AL.34.30](#)

[1AL.34.DW](#)



- 1AD.420PC18 ●

Specifications

18W | 420mA | AC200-240V

Guides

[ONE A Light Engine - Configuration](#) ➤

[Datasheet](#) ➤

- 15W | MR16 ➤


[1AL.38.30](#)

● **Low Stock** - contact ONE A for more information

PRODUCT NO.

SUITABLE LIGHT ENGINES (sold separately)

SUITABLE PRODUCTS (sold separately)



- 1AD.420DA20.DS

Specifications

20W | 130-420mA | AC100-240V



Guides

ONE A Light Engine - Configuration >

Datasheet >

5W | MR11 >

1AL.01.27

1AL.01.30

1AL.01.DW

5W | MR16 >

1AL.30.27

1AL.30.30

1AL.30.DW

11W | MR16 >

1AL.34.27

1AL.34.30

1AL.34.DW

15W | MR16 >

1AL.38.30

STORM SYSTEM Small

Small Moon >

Small Sun >

Small Baster >

Small Out 200 >

Small Bell A45 >

Small Out A45 >

STORM SYSTEM Medium

Medium Moon >

Medium Sun >

Medium Hook >

Medium Pluto >

Medium Venus >

FIXTURES

ART S200 >

Pendant

DP300 >

Bell P >

Bell P Skirt >

Bell P Leather >

Bell P Leather Skirt >

Bell P Braid >

Bell P Braid Skirt >

Wall

LW340T >

LW590T >

LW840T >

LW465L >

LW590L >

LW715L >

Outdoor

Bell E >

Bell G10 >

Bell G15 >

Bell G20 >



- 1AD.500DA20.DS

Specifications

20W | 300-500mA | AC220-240V



Guides

ONE A Light Engine - Configuration >




Datasheet >

9W | MR16 >

1AL.33.TW

11W | MR16 >

1AL.34.TW

PRODUCT NO.	SUITABLE LIGHT ENGINES <small>(sold separately)</small>	SUITABLE PRODUCTS <small>(sold separately)</small>
 <ul style="list-style-type: none"> • 1AD.CV24DA24 <p>Specifications 1A 24Vdc 24W Dali</p> <hr/> <p>Guides ONE A Light Engine – Configuration > Datasheet ></p>	<p>7W MR16 ></p> <p>1AL.50.27 1AL.50.30</p>	<p>STORM SYSTEM Small Small Baster ></p> <p>Pendant DP300 > Bell P Alabast 400 > Bell P Alabast 400 Skirt > Bell P Alabast 800 > Bell P Alabast 800 Skirt > Alubaster pendant - 24V > Alubaster Direct pendant - 24V ></p> <p>Wall AW400T - 24V > AW400L - 24V > AW800 - 24V ></p> <p>Surface Alubaster surface - 24V > Alubaster Direct surface - 24V ></p>
 <ul style="list-style-type: none"> • 1AD.CV24DA120 <p>Specifications 5A 24Vdc 120W Dali</p> <hr/> <p>Guides ONE A Light Engine – Configuration > Datasheet ></p>	<p>7W MR16 ></p> <p>1AL.50.27 1AL.50.30</p>	<p>Pendant X-tendable - 24V > X-curve - 24V > Bell P Alabast 400 > Bell P Alabast 400 Skirt > Bell P Alabast 800 > Bell P Alabast 800 Skirt ></p> <p>Wall AW400T - 24V > AW400L - 24V > AW800 - 24V ></p>
 <ul style="list-style-type: none"> • 1AD.CV24PC24 <p>Specifications 1A 24Vdc 24W phacecut</p> <hr/> <p>Guides ONE A Light Engine – Configuration > Datasheet ></p>	<p>7W MR16 ></p> <p>1AL.50.27 1AL.50.30</p>	<p>STORM SYSTEM Small Small Baster ></p> <p>Pendant DP300 > Bell P Alabast 400 > Bell P Alabast 400 Skirt > Bell P Alabast 800 > Bell P Alabast 800 Skirt > Alubaster pendant - 24V > Alubaster Direct pendant - 24V ></p> <p>Wall AW400T - 24V > AW400L - 24V > AW800 - 24V ></p> <p>Surface Alubaster surface - 24V > Alubaster Direct surface - 24V ></p>

TOOLS & GUIDES




ONE A PROFESSIONALS

Access, download & share:
3D files, packshots, lifestyles images, video
datasheets, luxfiles etc.

[Create a user](#) ➤

[Already a user? Login](#) ➤



STORM SYSTEM® INTEGRATION DETAILS

Comprehensive overview of how installation
rings can be seamlessly integrated into a
wide variety of surfaces.

Includes DWG download of technical
drawings

[Go to document](#) ➤



STORM SYSTEM® CONFIGURATOR

Step by step guide to configuring a
STORM SYSTEM® product.

Includes links to datasheet

[Go to document](#) ➤



ONE A LIGHT ENGINE

- **ONE A Light Engine Configuration**

includes links to light engine datasheets,
lux files and download links of IES & LDT
files

[Go to document](#) ➤

- **ONE A Light Engine Chart – Configuration**

A simple chart to create a quick overview over all
options

[Go to document](#) ➤

- **STORM SYSTEM® Installation Depth –
Configuration**

overview over installation depths – both remote
and locally placed drivers

[Go to document](#) ➤